



1.10.2015 08:48

## USD/BGN Pivot

Res3	1.7624
Res2	1.7570
Res1	1.7534
<b>Pivot</b>	<b>1.7516</b>
Sup1	1.7480
Sup2	1.7462
Sup3	1.7408

## Volatility

USD/BGN 1 ден	1.01%
USD/BGN 7 дни	7.07%
USD/BGN 1 год.	112.27%

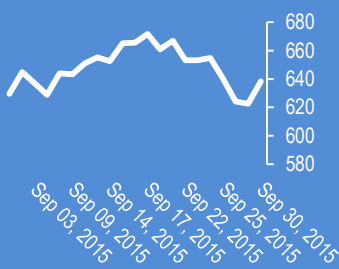
## EUR/USD Pivot

Res3	1.1241
Res2	1.1203
Res1	1.1190
<b>Pivot</b>	<b>1.1165</b>
Sup1	1.1152
Sup2	1.1127
Sup3	1.1089

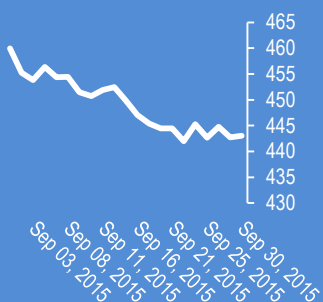
## Volatility

EUR/USD 1 ден	0.65%
EUR/USD 7 дни	4.57%
EUR/USD 1 год.	72.52%

## Google



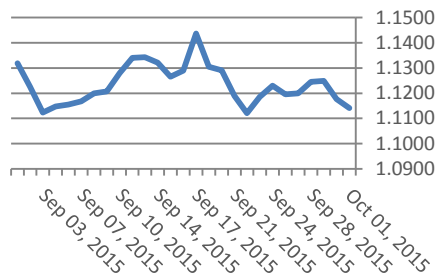
## Софикс



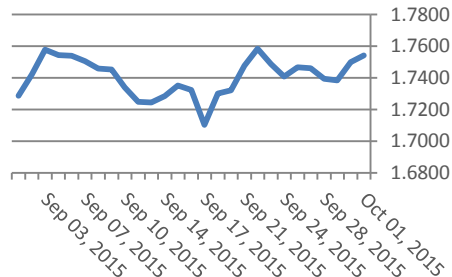
## Цени на валути срещу български лев

Валута	Купува	Продава	Отваряне	Най-висока	Най-ниска	Промяна
USD/BGN	1.7549	1.7554	1.7499	1.7551	1.7497	0.003
EUR/BGN	1.9484	1.9634	1.9559	1.9562	1.9557	0.0000
GBP/BGN	2.6545	2.6565	2.6473	2.6555	2.6465	0.0031
CHF/BGN	1.7964	1.7979	1.7981	1.7988	1.7960	-0.0005

## Курс EUR/USD



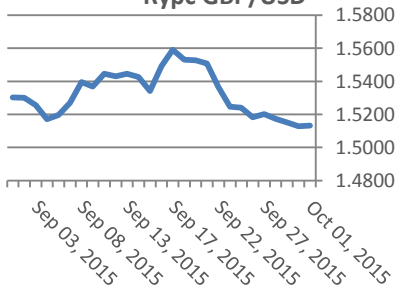
## Курс USD/BGN



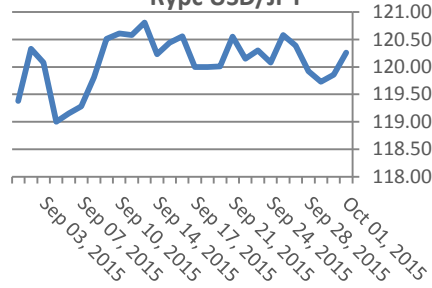
## Цени на основните валути

Валута	Купува	Продава	Отваряне	Най-висока	Най-ниска	Промяна
EUR/USD	1.1140	1.1142	1.1176	1.1179	1.1141	-0.0035
USD/JPY	120.24	120.26	119.87	120.28	119.77	0.38
GBP/USD	1.5130	1.5132	1.5128	1.5136	1.5119	0.0003
USD/CHF	0.9766	0.9768	0.9728	0.9768	0.9728	0.0039
USD/CAD	1.3297	1.3299	1.3321	1.3333	1.3281	-0.0023
EUR/JPY	133.96	133.99	134.00	134.24	133.79	-0.03

## Курс GBP/USD

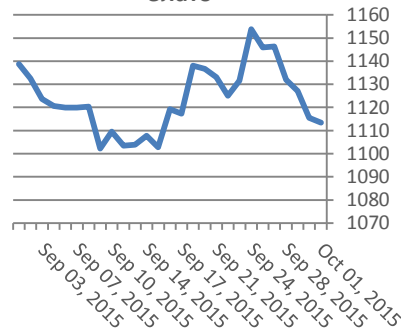


## Курс USD/JPY



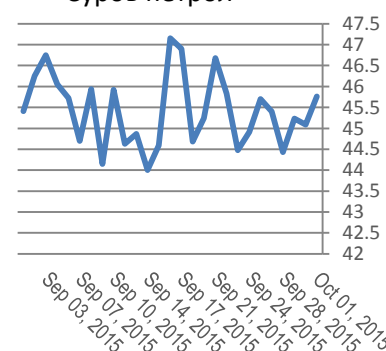
Метали	Цена	Промяна	Промяна в %
Злато	1,113.50	-1.7	-0.15%
Сребро	14.575	0.057	0.39%
Мед	2.369	0.029	1.26%
Платина	915.55	6.95	0.76%
Паладии	656.23	3.98	0.61%
Алуминий	1,581.00	7	0.44%

## Злато



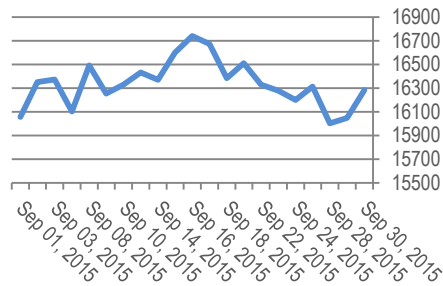
Петрол и газ	Цена	Промяна	Промяна в %
Суров петрол	45.76	0.67	1.49%
Петрол "Brent"	48.79	0.28	0.59%
Природен газ	2.536	0.011	0.42%
Мазут	1.5501	0.008	0.52%

## Суров петрол

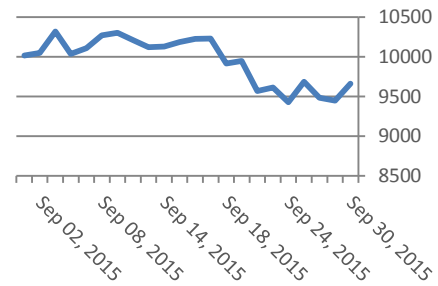


Стоки	Цена	Промяна	Промяна в %
Царевица	385.5	-2.12	-0.55%
Пшеница	513.25	1	0.20%
Кафе	1,549.00	-21	-1.34%
Говеда (живи)	124.6	0	0.00%
Захар	369.25	7.8	2.16%

Dow Jones index



DAX Index



Индекси	Цена	Предишна	Най-висока	Промяна	Промяна %
US 30	16,284.70	16,297.60	16,057.08	235.57	0.0147
S&P 500	1,920.02	1,920.53	1,887.14	35.93	0.0191
Nasdaq	4,620.2	4,620.2	4,559.2	102.8	0.0228
SmallCap 2000	1,099.85	1,102.05	1,087.65	14.3	0.0132
S&P 500 VIX	24.5	25.88	23.25	-2.33	-0.0868
S&P/TSX	13,306.96	13,310.55	13,135.19	270	0.0207
TR Canada 50	230.79	230.87	227.76	0	0
Bovespa	45,059.34	45,294.37	44,131.76	927.52	0.021
IPC	42,632.54	42,703.07	42,113.85	511.03	0.0121
DAX	9,660.44	9,732.54	9,596.95	210.04	0.0222
FTSE 100	6,061.61	6,061.61	5,909.24	152.37	0.0258
CAC 40	4,455.29	4,474.72	4,413.08	111.56	0.0257
Euro Stoxx 50	3,100.67	3,117.45	3,043.41	70.81	0.0234

## EURIBORS 09-29-2015

Падеж	Процент
Euribor - 1 week	-0.00144
Euribor - 2 weeks	-0.00144
Euribor - 1 month	-0.00113
Euribor - 2 months	-0.00072
Euribor - 3 months	-0.00041
Euribor - 6 months	0.00029
Euribor - 9 months	0.00078
Euribor - 12 month	0.00143

## USD Libor 09-29-2015

Падеж	Процент
Libor - 1 week	0.001335
Libor - 1 month	0.00193
Libor - 2 months	0.00259
Libor - 3 months	0.003255
Libor - 6 months	0.005346
Libor - 12 months	0.0085235

## Български ДЦК

Падеж	Доходност %
1 месец	0.050
1 година	0.500
3 години	1.000
5 години	1.200
7 години	1.998
10 години	2.950

## Лихвени % Централни банки

Federal Reserve (FED)	0.00%-0.25%	Bank of Japan (BOJ)	0.10%
European Central Bank (ECB)	0.0005	Central Bank of the Russian F	11.00%
Bank of England (BOE)	0.005	Reserve Bank of India (RBI)	6.75%
Swiss National Bank (SNB)	-0.0075	People's Bank of China (PBO)	4.60%
Reserve Bank of Australia (RBA)	0.02	Central Bank of Brazil (BCB)	14.25%

## Календар на икономическите данни за деня

Час GMT	Валута	Събития	Текущо	Предвидено	Последно
23:50	JPY	Tankan Large Manufacturers Index Q3	12	13	15
23:50	JPY	Tankan Large Manufacturers Outlook Q3	10	10	16
23:50	JPY	Tankan Non-Manufacturing Index Q3	25	21	23
23:50	JPY	Tankan Non-Manufacturing Outlook Q3	19	19	21
23:50	JPY	Tankan Small Mfg Index Q3	0	-2	0
23:50	JPY	Tankan Small Mfg Outlook Q3	-2	-4	0
23:50	JPY	Tankan Small Non-Mfg Index Q3	3	2	4
23:50	JPY	Tankan Small Non-Mfg Outlook Q3	1	0	1
23:50	JPY	Tankan Large All Industry Capex Q3	0.109	0.085	0.093
01:00	CNY	Manufacturing PMI Sep	49.8	49.7	49.7
01:00	CNY	Non-manufacturing PMI Sep	53.4	0	53.4
01:45	CNY	Caixin Manufacturing PMI Sep F	47.2	47.2	47
01:45	CNY	Caixin Services PMI Sep	50.5	51.2	51.5
07:15	CHF	Retail Sales (Real) Y/Y Aug	0	0.003	-0.001
07:30	CHF	SVME-PMI Sep	0	51.9	52.2
07:45	EUR	Italy Manufacturing PMI Sep	0	53.4	53.8
08:00	EUR	Eurozone Manufacturing PMI Sep F	0	52	52
08:30	GBP	UK PMI Manufacturing Sep	0	51.3	51.5
11:30	USD	Challenger Job Cuts Y/Y Sep	0	0	0.029
12:30	USD	Initial Jobless Claims (SEP 26)	0	273K	267K



Коментари от Daily FX

Име	Вид	5 минути	15 минути	1 час	1 ден	
Risk Rally on China PMI Heralds Golden Week; Gold Down on US Jobs Gain - bit.ly/1P6C5ZW	EUR/USD	Moving Averages:	Strong Sell	Strong Sell	Strong Sell	Strong Sell
	1.1141	Indicators:	Strong Sell	Strong Sell	Strong Sell	Strong Sell
		Summary:	Strong Sell	Strong Sell	Strong Sell	Strong Sell
NY Fed President Dudley Comments on Mounting Concerns over Liquidity - bit.ly/1M2KDf1	GBP/USD	Moving Averages:	Strong Sell	Strong Sell	Strong Sell	Strong Sell
	1.5131	Indicators:	Strong Sell	Sell	Strong Buy	Strong Sell
		Summary:	Strong Sell	Strong Sell	Strong Sell	Strong Sell
Japanese Yen Modestly Lower Following the BOJ Tankan Report - bit.ly/1YPOG8b	USD/JPY	Moving Averages:	Strong Buy	Strong Buy	Strong Buy	Sell
	120.25	Indicators:	Strong Buy	Strong Buy	Strong Buy	Sell
		Summary:	Strong Buy	Strong Buy	Strong Buy	Sell
Australian Dollar Climbs in Morning Trade as RBA Rate Cut Bets Fade - bit.ly/1YPODJP	USD/CHF	Moving Averages:	Strong Buy	Strong Buy	Strong Buy	Strong Buy
	0.9767	Indicators:	Buy	Strong Buy	Strong Buy	Strong Buy
		Summary:	Strong Buy	Strong Buy	Strong Buy	Strong Buy
EUR/USD Struggles Ahead of ECB Rhetoric- USD/JPY Range Under Pressure - bit.ly/1PNMmly	AUD/USD	Moving Averages:	Neutral	Buy	Strong Buy	Sell
	0.7056	Indicators:	Sell	Strong Buy	Strong Buy	Strong Sell
		Summary:	Neutral	Strong Buy	Strong Buy	Strong Sell
AUDNZD at Critical Inflection Point- Scalps Eye Weekly Opening Range - bit.ly/1PNMo38	EUR/GBP	Moving Averages:	Strong Sell	Strong Sell	Strong Sell	Buy
	0.7363	Indicators:	Strong Sell	Strong Sell	Strong Sell	Strong Buy
		Summary:	Strong Sell	Strong Sell	Strong Sell	Strong Buy
USDollar Technical Analysis: Q415 Could Open with USDollar Strength - bit.ly/1PNMo35	USD/CAD	Moving Averages:	Buy	Sell	Sell	Buy
	1.3298	Indicators:	Strong Buy	Strong Buy	Strong Sell	Buy
		Summary:	Strong Buy	Neutral	Strong Sell	Buy
USD/JPY Technical Analysis: 119.22 Support About to Test - bit.ly/1PNMo32	NZD/USD	Moving Averages:	Sell	Neutral	Buy	Neutral
	0.6407	Indicators:	Strong Sell	Strong Sell	Strong Buy	Strong Buy
		Summary:	Strong Sell	Sell	Strong Buy	Buy
USD/CAD Technical Analysis: Re-Established Long-Term Uptrend - bit.ly/1PNMnMO	EUR/JPY	Moving Averages:	Strong Sell	Strong Sell	Strong Sell	Strong Sell
	133.98	Indicators:	Strong Sell	Strong Sell	Buy	Strong Sell
		Summary:	Strong Sell	Strong Sell	Neutral	Strong Sell
Price & Time: Time Spiral In The Pound - bit.ly/1KL7YnO	EUR/CHF	Moving Averages:	Sell	Sell	Strong Sell	Neutral
	1.0883	Indicators:	Strong Buy	Sell	Strong Sell	Strong Sell
		Summary:	Neutral	Sell	Strong Sell	Sell

\*Техническите индикатори описани в горната таблица са само за информация и не следва да се приемат като идея за търговия!

Нива на съпротива и подкрепа

Symbol	S3	S2	S1	Pivot Points	R1	R2	R3
EUR/USD	1.1141	1.1144	1.1145	1.1148	1.1151	1.1152	1.1155
GBP/USD	1.5125	1.5128	1.5129	1.5132	1.5135	1.5136	1.5139
USD/JPY	120.11	120.15	120.18	120.22	120.26	120.29	120.33
USD/CHF	0.9753	0.9755	0.9757	0.9759	0.9761	0.9763	0.9765
AUD/USD	0.7043	0.7048	0.7051	0.7056	0.7061	0.7064	0.7069
EUR/GBP	0.7365	0.7366	0.7367	0.7368	0.7369	0.737	0.7371
USD/CAD	1.3286	1.3289	1.3291	1.3294	1.3297	1.3299	1.3302
NZD/USD	0.6405	0.6409	0.6411	0.6415	0.6419	0.6421	0.6425

Издателят на този бюлетин не носят отговорност от щети претърпени от тези, които го ползват поради грешна или недостатъчна информация. Не носим отговорост поради грешно разбрана информация. Сигналите в този документ са само с цел да ориентират потребителите, а не да бъдат следвани с цел инвестиции или печалба! Този бюлетин е с цел само и единствено да даде информация за парара и борсовите стоки. Всяка търговия носи риск от загуби! За търговски сигнали се обърнете към професионалисти.