



3.2.2016 09:38

USD/BGN Pivot

Res3	1.7977
Res2	1.7942
Res1	1.7926
Pivot	1.7907
Sup1	1.7891
Sup2	1.7872
Sup3	1.7837

Volatility

USD/BGN 1 ден	0.99%
USD/BGN 7 дни	6.96%
USD/BGN 1 год.	110.56%

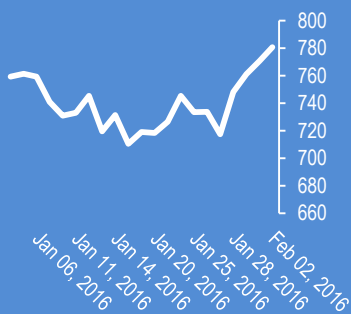
EUR/USD Pivot

Res3	1.0970
Res2	1.0946
Res1	1.0932
Pivot	1.0922
Sup1	1.0908
Sup2	1.0898
Sup3	1.0874

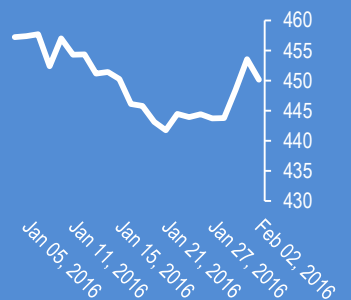
Volatility

EUR/USD 1 ден	0.60%
EUR/USD 7 дни	4.19%
EUR/USD 1 год.	66.52%

Google



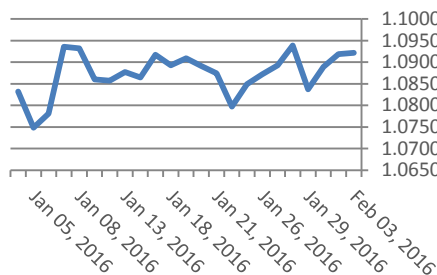
Софикс



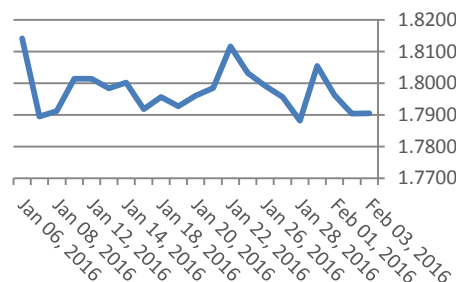
Цени на валути срещу български лев

Валута	Купува	Продава	Отваряне	Най-висока	Най-ниска	Промяна
USD/BGN	1.7837	1.7974	1.7910	1.7923	1.7888	-0.0002
EUR/BGN	1.9485	1.9635	1.9557	1.9561	1.9557	0.0002
GBP/BGN	2.5716	2.5914	2.5820	2.5825	2.5764	-0.0002
CHF/BGN	1.7914	1.7929	1.7921	1.7921	1.7921	0.0000

Курс EUR/USD



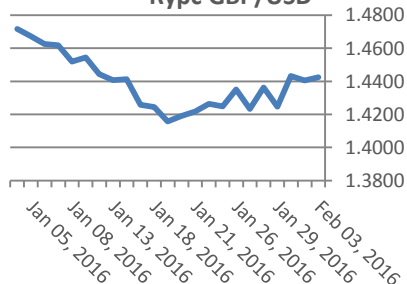
Курс USD/BGN



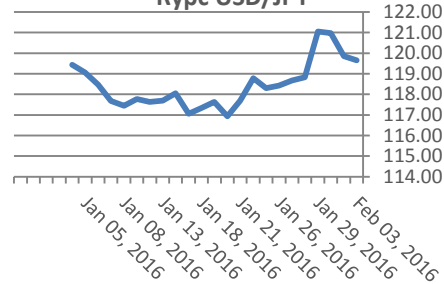
Цени на основните валути

Валута	Купува	Продава	Отваряне	Най-висока	Най-ниска	Промяна
EUR/USD	1.0923	1.0923	1.0918	1.0936	1.0912	0.0005
USD/JPY	119.62	119.64	119.96	119.99	119.42	-0.33
GBP/USD	1.4420	1.4423	1.4410	1.4425	1.4391	0.0011
USD/CHF	1.0178	1.0181	1.0187	1.0194	1.0172	-0.0008
USD/CAD	1.4077	1.4079	1.4055	1.4102	1.3940	0.0023
EUR/JPY	130.66	130.68	130.99	131.03	130.42	-0.32

Курс GBP/USD



Курс USD/JPY

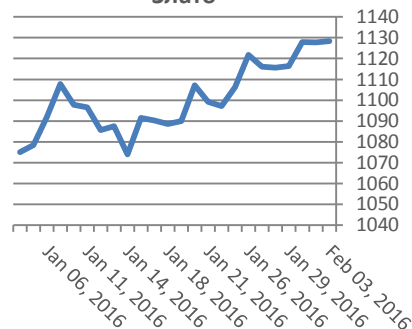


Метали	Цена	Промяна	Промяна в %
Злато	1,128.90	1.7	0.15%
Сребро	14.285	-0.004	-0.03%
Мед	2.064	0.017	0.81%
Платина	859.9	3.1	0.36%
Паладии	494.63	2.42	0.49%
Алуминий	1,508.25	6.00	0.40%

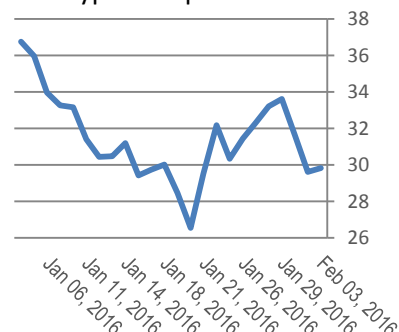
Петрол и газ	Цена	Промяна	Промяна в %
Суров петрол	29.73	-0.15	-0.50%
Петрол "Brent"	32.46	-0.26	-0.79%
Природен газ	2.052	0.013	0.61%
Мазут	1.0084	0.0022	0.22%

Стоки	Цена	Промяна	Промяна в %
Царевица	371.13	-1.5	-0.40%
Пшеница	475.88	0.5	0.11%
Кафе	1,397.00	26	0.90%
Говеда (живи)	134.84	0.41	0.31%
Захар	402.25	1	0.25%

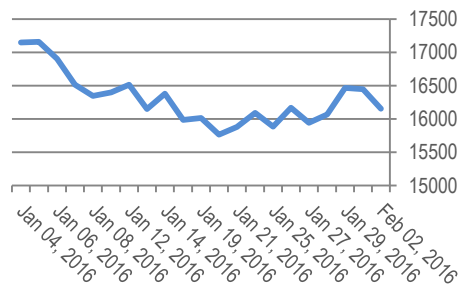
Злато



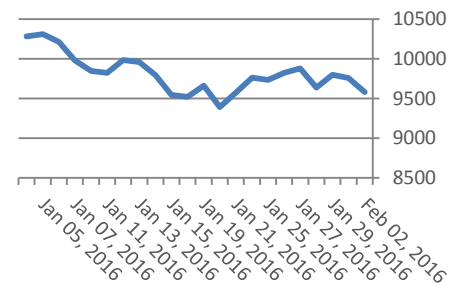
Суров петрол



Dow Jones index



DAX Index



Индекси	Цена	Предидшна	Най-висока	Промяна	Промяна %
Dow 30	16,153.54	16,420.21	16,108.44	-295.64	-0.018
S&P 500	1,903.03	1,935.26	1,897.29	-36.35	-0.0187
Nasdaq	4,516.9	4,589.9	4,503.1	-103.4	-0.0224
SmallCap 2000	1,010.95	1,020.95	1,005.15	-20.9	-0.0203
S&P 500 VIX	21.98	22.42	21.06	2	0.1001
S&P/TSX	12,442.26	12,646.80	12,387.15	-232.11	-0.0183
TR Canada 50	217.08	218.06	216.1	0	0
Bovespa	38,596.17	40,563.78	38,596.17	-1973.87	-0.0487
IPC	43,092.49	43,639.92	42,884.51	-538.28	-0.0123
DAX	9,581.04	9,729.23	9,536.97	-176.84	-0.0181
FTSE 100	5,922.01	6,060.45	5,889.60	-138.09	-0.0228
CAC 40	4,283.99	4,377.57	4,253.51	-108.34	-0.0247
Euro Stoxx 50	2,948.79	3,014.98	2,933.17	-72.22	-0.0239

EURIBORS 2.1.2016

Падеж	Процент
Euribor - 1 week	-0.26%
Euribor - 2 weeks	-0.25%
Euribor - 1 month	-0.23%
Euribor - 2 months	-0.20%
Euribor - 3 months	-0.16%
Euribor - 6 months	-0.09%
Euribor - 9 months	-0.04%
Euribor - 12 months	0.01%

USD Libor 2.1.2016

Падеж	Процент
Libor - 1 week	0.39%
Libor - 1 month	0.43%
Libor - 2 months	0.52%
Libor - 3 months	0.62%
Libor - 6 months	0.87%
Libor - 12 months	1.14%

Български ДЦК

Падеж	Доходност %
1 месец	-0.260
1 година	0.154
3 години	0.447
5 години	1.052
7 години	1.597
10 години	2.500

Лихвени %

Централни банки

Federal Reserve (FED)	0.005	Bank of Japan (BOJ)	-0.10%
European Central Bank (ECB)	0.0005	Central Bank of the Russian Fe	11.00%
Bank of England (BOE)	0.005	Reserve Bank of India (RBI)	6.75%
Swiss National Bank (SNB)	-0.0075	People's Bank of China (PBOC)	4.35%
Reserve Bank of Australia (RBA)	0.02	Central Bank of Brazil (BCB)	14.25%

Календар на икономическите данни за деня

Час GMT	Валута	Събития	Текущо	Предвидено	Последно
21:45	NZD	Unemployment Rate	5.30%	6.10%	6.00%
21:45	NZD	Employment Change Q/Q	0.90%	0.80%	-0.40%
00:01	GBP	BRC Shop Price Index Y/Y Jan	-1.80%	0.00%	-2.00%
00:30	AUD	Trade Balance (AUD) Dec	-3.54B	-2.45B	-2.91B
00:30	AUD	Building Approvals M/M Dec	9.20%	4.60%	-12.70%
01:45	CNY	Caixin PMI Services Jan	52.40	50.50	50.20
05:00	JPY	Consumer Confidence Jan	42.50	43.80	42.70
08:45	EUR	Italy Services PMI Jan	-	54.20	55.30
08:50	EUR	France Services PMI Jan F	-	50.60	50.60
08:55	EUR	Germany Services PMI Jan F	-	55.40	55.40
09:00	EUR	Eurozone Services PMI Jan F	-	53.60	53.60
09:30	GBP	Services PMI Jan	-	55.40	55.50
10:00	EUR	Eurozone Retail Sales M/M Dec	0.00%	0.40%	-0.30%
13:15	USD	ADP Employment Change Jan	0.00%	191K	257k
15:00	USD	ISM Non-Manufacturing Composite Jan	-	55.20	55.30
15:30	USD	Crude Oil Inventories	0.00%	0.00%	8.4M
00:00	00:00	0	0.00%	0.00%	0.00%
00:00	00:00	0	0.00%	0.00%	0.00%
00:00	00:00	0	0.00%	0.00%	0.00%
00:00	00:00	0	0.00%	0.00%	0.00%

Прогнози и коментари от Investing.com

Коментари от Daily FX

AUS200 Technical Analysis: Back in Range after Trend Line Breach - bit.ly/1TCjk2A

Australian Dollar Steady After Caixin Chinese PMI Figures - bit.ly/1SrOKKg

Global Policy Authorities List Common Concerns About the Future - bit.ly/1SWUzif

Both Equities and Yen Crosses Retreat, Pound and Dollar Look Ahead youtu.be/k5iJjEU-YG0?a

Beware Unexpected Correlations Trading Patterns and Fundamentals youtu.be/A-KsUuiFgP8?a

New Zealand Dollar Gains After Lowest Jobless Rate in 7 Years - bit.ly/1SWKamP

AUD/USD Technical Analysis: Looking to Sell at 0.71 Figure - bit.ly/1VJ4Ooq

USD/CAD-Watch for a Failed Rally - bit.ly/1PesgG5

USD/CHF Double Inside Day; Ready to Rip or Slip - bit.ly/1Peseht

Gold Back for More at Well-Defined 1130 - bit.ly/1Pesehr

Crude Trendline Confluence Rejects Advance - bit.ly/1Pese1b

Име	Вид	5 минути	15 минути	1 час	1 ден
EUR/USD	Moving Averages:	Buy	Strong Buy	Strong Buy	Strong Buy
	1.0923 Indicators:	Strong Buy	Buy	Strong Buy	Strong Buy
	Summary:	Strong Buy	Strong Buy	Strong Buy	Strong Buy
GBP/USD	Moving Averages:	Strong Buy	Strong Buy	Strong Buy	Neutral
	1.4422 Indicators:	Strong Buy	Strong Buy	Strong Buy	Strong Buy
	Summary:	Strong Buy	Strong Buy	Strong Buy	Buy
USD/JPY	Moving Averages:	Buy	Neutral	Sell	Sell
	119.63 Indicators:	Strong Buy	Strong Buy	Strong Sell	Strong Buy
	Summary:	Strong Buy	Buy	Strong Sell	Neutral
USD/CHF	Moving Averages:	Strong Sell	Strong Sell	Strong Sell	Buy
	1.0179 Indicators:	Strong Sell	Strong Sell	Strong Sell	Strong Buy
	Summary:	Strong Sell	Strong Sell	Strong Sell	Strong Buy
AUD/USD	Moving Averages:	Strong Buy	Buy	Sell	Strong Sell
	0.7029 Indicators:	Strong Buy	Strong Buy	Strong Sell	Buy
	Summary:	Strong Buy	Strong Buy	Strong Sell	Neutral
EUR/GBP	Moving Averages:	Strong Sell	Strong Sell	Strong Sell	Buy
	0.7574 Indicators:	Strong Sell	Strong Sell	Strong Sell	Sell
	Summary:	Strong Sell	Strong Sell	Strong Sell	Neutral
USD/CAD	Moving Averages:	Sell	Neutral	Buy	Buy
	1.4078 Indicators:	Strong Sell	Strong Sell	Strong Buy	Strong Sell
	Summary:	Strong Sell	Sell	Strong Buy	Neutral
NZD/USD	Moving Averages:	Buy	Strong Buy	Strong Buy	Neutral
	0.656 Indicators:	Strong Buy	Strong Buy	Strong Buy	Strong Buy
	Summary:	Strong Buy	Strong Buy	Strong Buy	Buy
EUR/JPY	Moving Averages:	Neutral	Neutral	Sell	Neutral
	130.67 Indicators:	Strong Buy	Strong Buy	Strong Sell	Strong Buy
	Summary:	Buy	Buy	Strong Sell	Buy
EUR/CHF	Moving Averages:	Neutral	Buy	Buy	Strong Buy
	1.1118 Indicators:	Strong Buy	Buy	Sell	Strong Buy
	Summary:	Buy	Buy	Neutral	Strong Buy

*Техническите индикатори описани в горната таблица са само за информация и не следва да се приемат като идея за търговия!

Нива на съпротива и подкрепа

Symbol	S3	S2	S1	Pivot Points	R1	R2	R3
EUR/USD	1.0904	1.091	1.0915	1.0921	1.0927	1.0932	1.0938
USD/JPY	119.48	119.53	119.56	119.62	119.68	119.71	119.77
GBP/USD	1.4399	1.4407	1.4411	1.4419	1.4427	1.4431	1.4439
USD/CHF	1.0164	1.0170	1.0173	1.0179	1.0185	1.0188	1.0194
USD/CAD	1.4055	1.4063	1.4069	1.4077	1.4085	1.4091	1.4099
EUR/JPY	130.34	130.44	130.5	130.61	130.72	130.78	130.89
AUD/USD	0.7009	0.7017	0.7021	0.7029	0.7037	0.7041	0.7049
USD/CNY	6.5787	6.579	6.5793	6.5796	6.5799	6.5802	6.5805

Издателите на този бюлетин не носят отговорност от щети претърпени от тези, които го ползват поради грешна или недостатъчна информация. Не носим отговорност поради грешно разбрана информация. Сигналите в този документ са само с цел да ориентират потребителите, а не да бъдат следвани с цел инвестиции или печалба! Този бюлетин е с цел само и единствено да даде информация за парара и борсовите стоки. Всяка търговия носи риск от загуби! За търговски сигнали се обърнете към професионалисти.