



7.12.2015 09:13

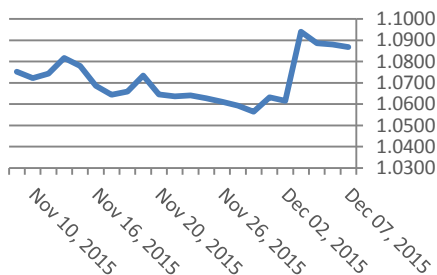
USD/BGN Pivot

Res3	1.8168
Res2	1.8041
Res1	1.7959
Pivot	1.7914
Sup1	1.7832
Sup2	1.7787
Sup3	1.7660

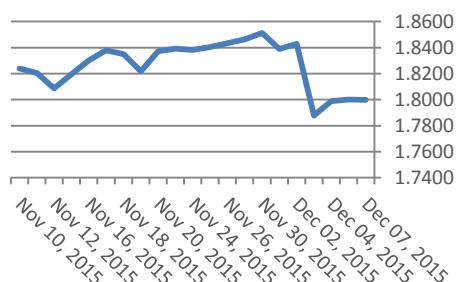
Цени на валути срещу български лев

Валута	Купува	Продава	Отваряне	Най-висока	Най-ниска	Промяна
USD/BGN	1.7886	1.8024	1.7877	1.7996	1.7869	0.0044
EUR/BGN	1.9483	1.9633	1.9558	1.9565	1.9555	0.0000
GBP/BGN	2.7049	2.7257	2.7076	2.7176	2.7037	0.0028
CHF/BGN	1.7914	1.7929	1.7921	1.7921	1.7921	0.0000

Курс EUR/USD



Курс USD/BGN



Volatility

USD/BGN 1 ден	1.45%
USD/BGN 7 дни	10.15%
USD/BGN 1 год.	161.20%

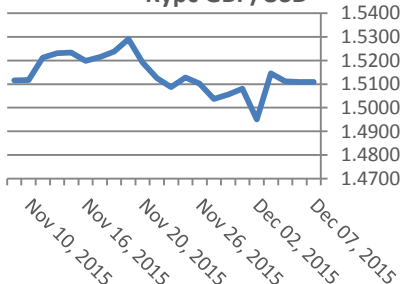
EUR/USD Pivot

Res3	1.0935
Res2	1.0903
Res1	1.0888
Pivot	1.0871
Sup1	1.0856
Sup2	1.0839
Sup3	1.0807

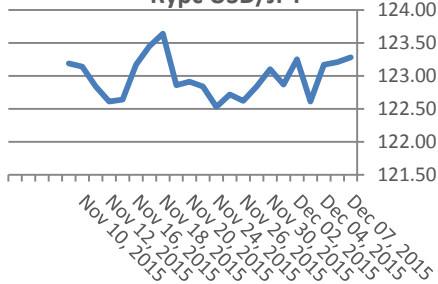
Цени на основните валути

Валута	Купува	Продава	Отваряне	Най-висока	Най-ниска	Промяна
EUR/USD	1.0870	1.0871	1.0872	1.0887	1.0855	-0.001
USD/JPY	123.25	123.27	123.22	123.33	123.16	0.15
GBP/USD	1.5105	1.5107	1.5110	1.5115	1.5095	-0.0006
USD/CHF	0.9982	0.9984	0.9974	0.9990	0.9962	0.0015
USD/CAD	1.3398	1.3400	1.3371	1.3401	1.3365	0.0036
EUR/JPY	133.97	133.99	133.94	134.13	133.81	0.07

Курс GBP/USD



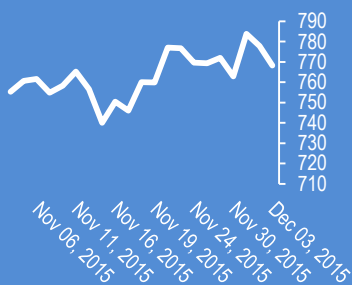
Курс USD/JPY



Volatility

EUR/USD 1 ден	0.85%
EUR/USD 7 дни	5.96%
EUR/USD 1 год.	94.57%

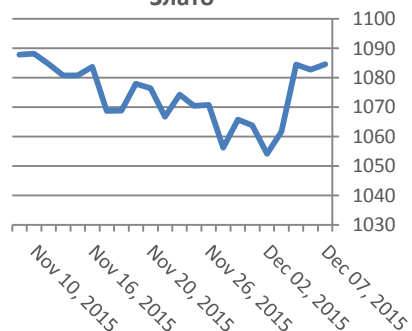
Google



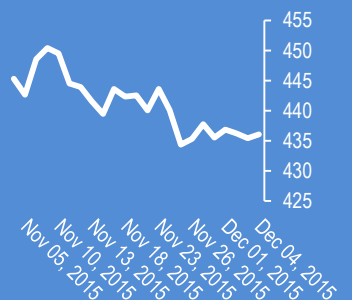
Метали

Метали	Цена	Промяна	Промяна в %
Злато	1,060.80	-0.4	-0.04%
Сребро	14.11	0.033	0.23%
Мед	2.078	0.017	0.83%
Платина	856.05	8.55	1.01%
Паладии	545.5	8.7	1.62%
Алуминий	1,510.50	26	1.75%

Злато



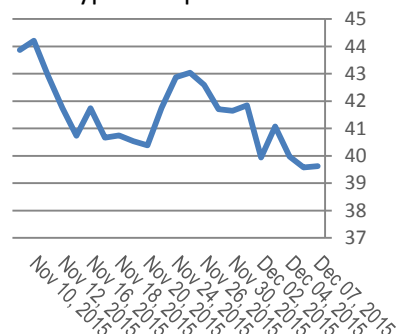
Софикс



Петрол и газ

Петрол и газ	Цена	Промяна	Промяна в %
Суров петрол	41.54	0.46	1.11%
Петрол "Brent"	44.29	0.45	1.03%
Природен газ	2.208	0.026	1.22%
Мазут	1.3695	0.0109	0.80%

Суров петрол



Стоки

Стоки	Цена	Промяна	Промяна в %
Царевица	376.88	-0.53	-0.14%
Пшеница	480.88	2.27	0.48%
Кафе	1,533.00	-7	-0.45%
Говеда (живи)	130.11	0.34	0.26%
Захар	415.65	-1.25	-0.30%

Прогнози и коментари от Investing.com

Коментари от Daily FX

ASX 200 Technical Analysis: Range-Bound ahead of China Trade Data - bit.ly/1OP25Yh

ECB Post-Mortem: Higher in ST before Lower in MT for EUR/USD - bit.ly/1NQ32TI

Weekly Trading Forecast: FX Volatility Shifts Focus from ECB to RBNZ, BoE and Fed - bit.ly/1Ny4Tpi

US Dollar Climbs as Fed Members Fuel December Hike Speculation - bit.ly/1Ny4R0y

US Dollar Fundamentally Moored Until Fed or Fear Decides Its Fate - bit.ly/1lgT40H

Chinese Yuan Outlook Remains Bearish Ahead of Important Data - bit.ly/1N22rdJ

Gold Snaps 6-Week Losing Streak As NFPs Fuel Bets for 2015 Rate Hike - bit.ly/1N22u9i

Risk-On & Retail Sales Sends AUDUSD to 4-Month Highs - bit.ly/1XHuDuj

NZD/USD Outlook Hinges on Fate of RBNZ Easing Cycle - bit.ly/1XHUCGI

British Pound Shows Signs of Life & #150; Next Week Could be Big - bit.ly/1SDE07H

USD/JPY Technical Analysis: Short-Term Price Pattern Favors Breakout - bit.ly/21D6419

Име	Вид	5 минути	15 минути	1 час	1 ден
EUR/USD	Moving Averages:	Strong Buy	Strong Buy	Strong Buy	Buy
1.0871	Indicators:	Strong Buy	Buy	Strong Buy	Strong Buy
	Summary:	Strong Buy	Strong Buy	Strong Buy	Strong Buy
GBP/USD	Moving Averages:	Buy	Strong Buy	Strong Buy	Sell
1.5106	Indicators:	Strong Buy	Strong Buy	Strong Buy	Buy
	Summary:	Strong Buy	Strong Buy	Strong Buy	Neutral
USD/JPY	Moving Averages:	Sell	Neutral	Buy	Strong Buy
123.26	Indicators:	Strong Sell	Strong Sell	Strong Buy	Strong Buy
	Summary:	Strong Sell	Sell	Strong Buy	Strong Buy
USD/CHF	Moving Averages:	Sell	Strong Sell	Strong Sell	Sell
0.9983	Indicators:	Strong Sell	Neutral	Buy	Strong Sell
	Summary:	Strong Sell	Sell	Neutral	Strong Sell
AUD/USD	Moving Averages:	Strong Sell	Sell	Neutral	Buy
0.7331	Indicators:	Strong Buy	Sell	Sell	Strong Buy
	Summary:	Strong Sell	Sell	Neutral	Strong Buy
EUR/GBP	Moving Averages:	Buy	Buy	Buy	Strong Buy
0.7196	Indicators:	Buy	Buy	Sell	Strong Buy
	Summary:	Buy	Buy	Neutral	Strong Buy
USD/CAD	Moving Averages:	Buy	Buy	Strong Buy	Strong Buy
1.3398	Indicators:	Strong Sell	Buy	Strong Buy	Strong Buy
	Summary:	Neutral	Buy	Strong Buy	Strong Buy
NZD/USD	Moving Averages:	Strong Sell	Sell	Buy	Buy
0.6698	Indicators:	Strong Buy	Sell	Strong Sell	Strong Buy
	Summary:	Strong Sell	Sell	Neutral	Strong Buy
EUR/JPY	Moving Averages:	Buy	Strong Buy	Strong Buy	Buy
133.98	Indicators:	Strong Buy	Strong Buy	Strong Buy	Strong Buy
	Summary:	Strong Buy	Strong Buy	Strong Buy	Strong Buy
EUR/CHF	Moving Averages:	Strong Buy	Buy	Sell	Sell
1.0851	Indicators:	Strong Buy	Strong Buy	Neutral	Sell
	Summary:	Strong Buy	Strong Buy	Neutral	Sell

*Техническите индикатори описани в горната таблица са само за информация и не следва да се приемат като идея за търговия!

Нива на съпротива и подкрепа

Symbol	S3	S2	S1	Pivot Points	R1	R2	R3
EUR/USD	1.0857	1.086	1.0863	1.0866	1.0869	1.0872	1.0875
GBP/USD	1.5093	1.5098	1.51	1.5105	1.511	1.5112	1.5117
USD/JPY	123.25	123.26	123.27	123.29	123.31	123.32	123.34
USD/CHF	0.9975	0.9978	0.998	0.9983	0.9986	0.9988	0.9991
AUD/USD	0.7325	0.7328	0.733	0.7333	0.7336	0.7338	0.7341
EUR/GBP	0.7189	0.7191	0.7193	0.7195	0.7197	0.7199	0.7201
USD/JPY	1.3388	1.3391	1.3392	1.3395	1.3398	1.3399	1.3402
NZD/USD	0.6691	0.6694	0.6696	0.6699	0.6702	0.6704	0.6707

Издателите на този бюлетин не носят отговорност от щети претърпени от тези, които го ползват поради грешна или недостатъчна информация. Не носим отговорност поради грешно разбрана информация. Сигналите в този документ са само с цел да ориентират потребителите, а не да бъдат следвани с цел инвестиции или печалба! Този бюлетин е с цел само и единствено да даде информация за парара и борсовите стоки. Всяка търговия носи риск от загуби! За търговски сигнали се обърнете към професионалисти.