



8.2.2016 10:02

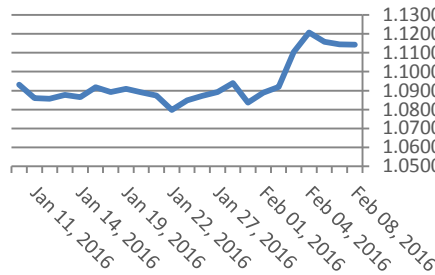
USD/BGN Pivot

Res3	1.7567
Res2	1.7556
Res1	1.7548
Pivot	1.7545
Sup1	1.7537
Sup2	1.7534
Sup3	1.7523

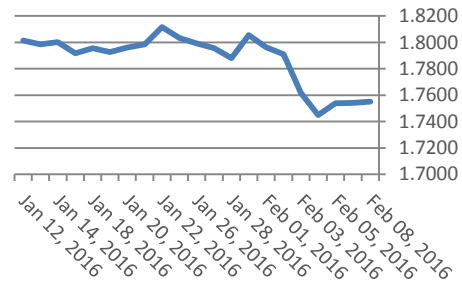
Цени на валути срещу български лев

Валута	Купува	Продава	Отваряне	Най-висока	Най-ниска	Промяна
USD/BGN	1.7485	1.7620	1.7541	1.7552	1.7541	0.0009
EUR/BGN	1.9484	1.9634	1.9572	1.9572	1.9558	-0.0007
GBP/BGN	2.5366	2.5562	2.5425	2.5471	2.5425	0.0014
CHF/BGN	1.7914	1.7929	1.7921	1.7921	1.7921	0.0000

Курс EUR/USD



Курс USD/BGN



Volatility

USD/BGN 1 ден	1.00%
USD/BGN 7 дни	7.03%
USD/BGN 1 год.	111.55%

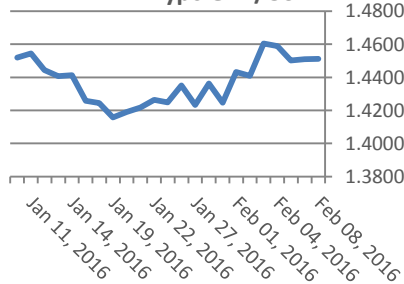
EUR/USD Pivot

Res3	1.1184
Res2	1.1162
Res1	1.1153
Pivot	1.1140
Sup1	1.1131
Sup2	1.1118
Sup3	1.1096

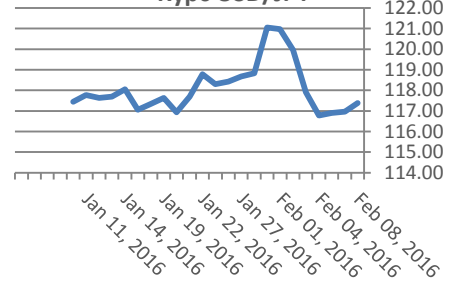
Цени на основните валути

Валута	Купува	Продава	Отваряне	Най-висока	Най-ниска	Промяна
EUR/USD	1.1142	1.1144	1.1143	1.115	1.1128	-0.0012
USD/JPY	117.38	117.40	116.87	117.53	116.38	0.51
GBP/USD	1.4511	1.4513	1.4494	1.4522	1.4490	0.0009
USD/CHF	0.9936	0.9937	0.9923	0.9942	0.9919	0.0029
USD/CAD	1.3874	1.3877	1.3901	1.3905	1.3870	-0.004
EUR/JPY	130.80	130.82	130.20	130.91	130.20	0.47

Курс GBP/USD



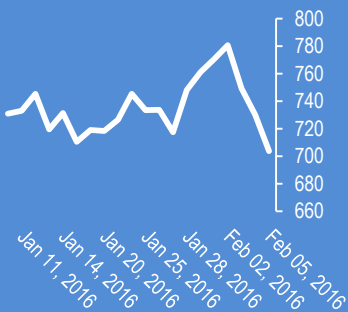
Курс USD/JPY



Volatility

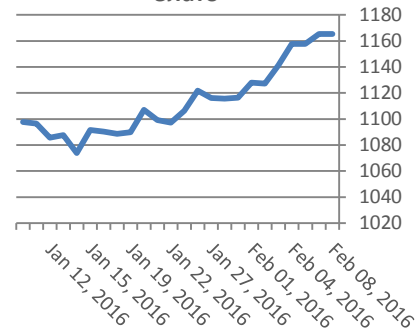
EUR/USD 1 ден	0.63%
EUR/USD 7 дни	4.44%
EUR/USD 1 год.	70.49%

Google

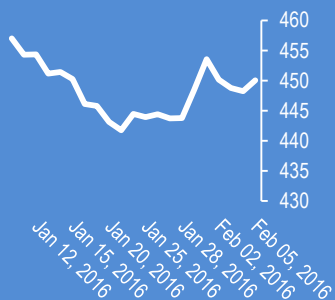


Метали	Цена	Промяна	Промяна в %
Злато	1,165.30	7.6	0.66%
Сребро	14.925	0.147	0.99%
Мед	2.081	-0.01	-0.46%
Платина	908.6	-5.1	-0.56%
Паладии	503.38	-1.02	-0.20%
Алуминий	1,503.75	4	0.27%

Злато

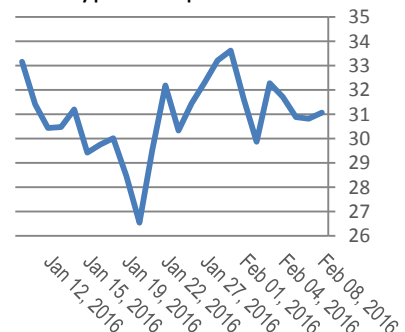


Софикс



Петрол и газ	Цена	Промяна	Промяна в %
Суров петрол	31.08	0.18	0.60%
Петрол "Brent"	34.25	0.19	0.56%
Природен газ	2.108	0.046	2.23%
Мазут	1.0671	0.0031	0.29%

Суров петрол



Стоки	Цена	Промяна	Промяна в %
Царевица	365.63	0	0.00%
Пшеница	466.38	-0.25	-0.05%
Кафе	1,428.00	-9	3.02%
Говеда (живи)	134.08	-1.57	-1.16%
Захар	385.5	0	0.00%

Прогнози и коментари от Investing.com

Коментари от Daily FX	Име	Вид	5 минути	15 минути	1 час	1 ден			
NZD/USD Technical Analysis: Rejected at Critical Resistance - bit.ly/1L9ZUet	EUR/USD	Moving Averages:	Buy	Buy	Buy	Buy			
	1.1143	Indicators:	Strong Buy	Strong Buy	Strong Sell	Strong Buy			
		Summary:	Strong Buy	Strong Buy	Neutral	Strong Buy			
AUD/USD Technical Analysis: Aussie Drops Most in Six Months - bit.ly/1ojCWg4	GBP/USD	Moving Averages:	Buy	Sell	Sell	Sell			
	1.4512	Indicators:	Buy	Strong Sell	Buy	Strong Buy			
		Summary:	Buy	Strong Sell	Neutral	Neutral			
JPN225 Technical Analysis: Sideways Trade through Lunar New Year - bit.ly/1ojCVZK	USD/JPY	Moving Averages:	Neutral	Buy	Buy	Sell			
	117.39	Indicators:	Sell	Strong Buy	Strong Buy	Strong Sell			
		Summary:	Neutral	Strong Buy	Strong Buy	Strong Sell			
USD/JPY Exchange Rate Steady After Japanese Trade Statistics - bit.ly/1W4z6SQ	USD/CHF	Moving Averages:	Sell	Neutral	Neutral	Strong Sell			
	0.9936	Indicators:	Sell	Buy	Buy	Strong Sell			
		Summary:	Sell	Neutral	Neutral	Strong Sell			
China Foreign Reserves Fall to Lowest Since May 2012 - bit.ly/1mmubjP	AUD/USD	Moving Averages:	Strong Buy	Buy	Buy	Sell			
	0.7097	Indicators:	Strong Buy	Strong Buy	Strong Buy	Buy			
		Summary:	Strong Buy	Strong Buy	Strong Buy	Neutral			
EUR/USD Rally May Slow as Markets Reassess ECB, Fed Policies - bit.ly/20irzkm	EUR/GBP	Moving Averages:	Neutral	Neutral	Buy	Strong Buy			
	0.7678	Indicators:	Strong Buy	Strong Buy	Strong Sell	Strong Buy			
		Summary:	Buy	Buy	Neutral	Strong Buy			
Weekly Trading Forecast: Will We See More of Last Week's Exceptional FX and Commodity Volatility? - bit.ly/1PcLEFS	USD/CAD	Moving Averages:	Strong Sell	Sell	Neutral	Sell			
	1.3876	Indicators:	Strong Sell	Strong Sell	Strong Sell	Strong Sell			
		Summary:	Strong Sell	Strong Sell	Sell	Strong Sell			
Australian Dollar Down Trend May Resume on Yellen Testimony - bit.ly/20yzmQF	NZD/USD	Moving Averages:	Buy	Buy	Buy	Buy			
	0.6641	Indicators:	Buy	Strong Buy	Buy	Strong Buy			
		Summary:	Buy	Strong Buy	Buy	Strong Buy			
Dollar Recovers After Painful Stumble as Market's Fed Doubts Waver - bit.ly/20yzpvE	EUR/JPY	Moving Averages:	Buy	Buy	Strong Buy	Buy			
	130.81	Indicators:	Buy	Strong Buy	Strong Buy	Strong Buy			
		Summary:	Buy	Strong Buy	Strong Buy	Strong Buy			
Highest Unemployment Rate in 2yrs. Stalls CAD Rally - bit.ly/1NV9Ybc	EUR/CHF	Moving Averages:	Strong Buy	Buy	Sell	Buy			
	1.1074	Indicators:	Strong Buy	Strong Buy	Strong Buy	Buy			
		Summary:	Strong Buy	Strong Buy	Neutral	Buy			
PBOC Prepared the Yuan Ahead of One-Week Holiday - bit.ly/1NV9Xnw	<i>*Техническите индикатори описани в горната таблица са само за информация и не следва да се приемат като идея за търговия!</i>								
	Нива на съпротива и подкрепа								
	Symbol	S3	S2	S1	Pivot Points	R1	R2	R3	
EUR/USD	1.1132	1.1135	1.1137	1.114	1.1143	1.1145	1.1148		
USD/JPY	117.27	117.34	117.38	117.45	117.52	117.56	117.63		
GBP/USD	1.4489	1.4496	1.4501	1.4508	1.4515	1.452	1.4527		
USD/CHF	0.9933	0.9935	0.9937	0.9939	0.9941	0.9943	0.9945		
USD/CAD	1.3871	1.3874	1.3876	1.3879	1.3882	1.3884	1.3887		
EUR/JPY	130.61	130.69	130.75	130.83	130.91	130.97	131.05		
AUD/USD	0.7087	0.7090	0.7091	0.7094	0.7097	0.7098	0.7101		
USD/CNY	6.5739	6.5739	6.5739	6.5739	6.5739	6.5739	6.5739		

Издателите на този бюлетин не носят отговорност от щети претърпени от тези, които го ползват поради грешна или недостатъчна информация. Не носим отговорност поради грешно разбрана информация. Сигналите в този документ са само с цел да ориентират потребителите, а не да бъдат следвани с цел инвестиции или печалба! Този бюлетин е с цел само и единствено да даде информация за парара и борсовите стоки. Всяка търговия носи риск от загуби! За търговски сигнали се обърнете към професионалисти.