



11.12.2015 09:18

USD/BGN Pivot

Res3	1.7943
Res2	1.7911
Res1	1.7896
Pivot	1.7879
Sup1	1.7864
Sup2	1.7847
Sup3	1.7815

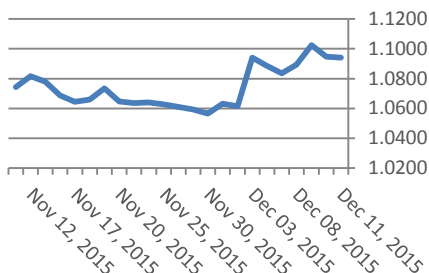
Цени на валути срещу български лев

Валута	Купува	Продава	Отваряне	Най-висока	Най-ниска	Промяна
USD/BGN	1.7781	1.7981	1.7881	1.7894	1.7862	0
EUR/BGN	1.9484	1.9634	1.9558	1.9565	1.9551	0.0001
GBP/BGN	2.6945	2.7153	2.7104	2.7104	2.7049	-0.0020
CHF/BGN	1.7914	1.7929	1.7921	1.7921	1.7921	0.0000

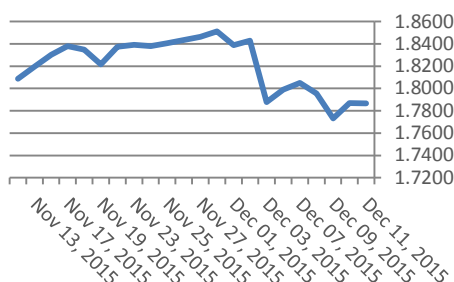
Volatility

USD/BGN 1 ден	1.49%
USD/BGN 7 дни	10.46%
USD/BGN 1 год.	166.00%

Курс EUR/USD



Курс USD/BGN



EUR/USD Pivot

Res3	1.0985
Res2	1.0962
Res1	1.0952
Pivot	1.0939
Sup1	1.0929
Sup2	1.0916
Sup3	1.0893

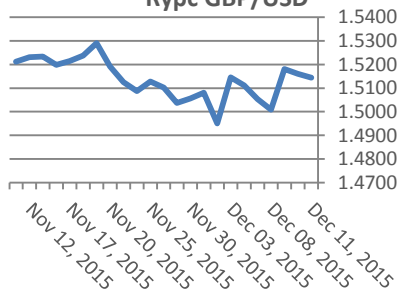
Цени на основните валути

Валута	Купува	Продава	Отваряне	Най-висока	Най-ниска	Промяна
EUR/USD	1.0940	1.0942	1.0941	1.095	1.0927	0
USD/JPY	121.94	121.95	121.59	122.23	121.58	0.36
GBP/USD	1.5144	1.5146	1.5160	1.5164	1.5132	-0.0015
USD/CHF	0.9878	0.9880	0.9877	0.9908	0.9830	0.0002
USD/CAD	1.3646	1.3648	1.3625	1.3660	1.3624	0.0022
EUR/JPY	133.42	133.43	133.01	133.62	132.99	0.42

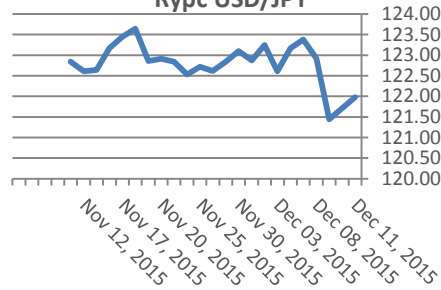
Volatility

EUR/USD 1 ден	0.89%
EUR/USD 7 дни	6.20%
EUR/USD 1 год.	98.49%

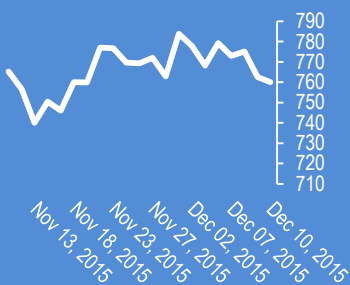
Курс GBP/USD



Курс USD/JPY



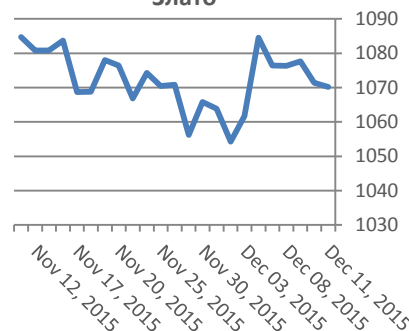
Google



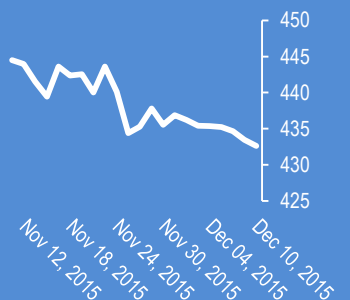
Метали

Метали	Цена	Промяна	Промяна в %
Злато	1,070.40	-1.6	-0.15%
Сребро	14.095	-0.015	-0.11%
Мед	2.112	0.046	2.21%
Платина	856.95	1.15	0.13%
Паладии	543.3	2	0.37%
Алуминий	1,505.25	17.5	1.18%

Злато



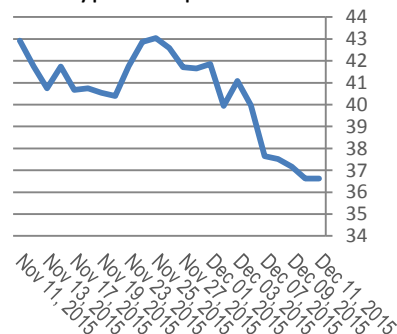
Софикс



Петрол и газ

Петрол и газ	Цена	Промяна	Промяна в %
Суров петрол	36.62	-0.14	-0.39%
Петрол "Brent"	39.63	0.08	0.20%
Природен газ	1.995	-0.009	-0.45%
Мазут	1.213	-0.0024	-0.20%

Суров петрол



Стоки

Стоки	Цена	Промяна	Промяна в %
Царевица	378.63	-0.75	-0.20%
Пшеница	494.13	-1.25	-0.25%
Кафе	1,525.00	-5	-0.33%
Говеда (живи)	126.06	0	0.00%
Захар	398.5	-9.95	-2.44%

Коментари от Daily FX

Euro and Yen May Rise as Aussie Dollar Falls on Soft US Data - bit.ly/1M6pVu1

USD/CAD Technical Analysis: Oil's Bearish Momentum Could Bring 1.3700 - bit.ly/1lyAz8f

USD/JPY Technical Analysis: Sitting Near Range Support, Cautiously Bullish - bit.ly/1NQfE6B

US DOLLAR Technical Analysis: Correction Lower Running Out of Steam? - bit.ly/1NQ3qL2

WTI Crude Oil Price Forecast: Momentum Pushes US Oil To New 6-Yr Lows - bit.ly/1NQ3quy

USD/CAD Holds Breakout; Could Stall Near 1.37 - bit.ly/1QhErHc

USD/CHF Drops Below Long Term Former Resistance Line - bit.ly/1QhErHa

Gold Price Consolidates Following Bullish Reversal - bit.ly/1QhEra9

Crude Support is Still Lower - bit.ly/1QhEqTJ

USDOLLAR Long Term Support in Focus Near 11950 - bit.ly/1QhEov7

Forex Technical Focus: 12/10/2015 (AUD/USD): youtu.be/BS-Of6Sg5eA? via @YouTube

Име	Вид	5 минути	15 минути	1 час	1 ден
EUR/USD	Moving Averages:	Strong Sell	Strong Sell	Neutral	Buy
	1.0941 Indicators:	Strong Sell	Buy	Strong Sell	Strong Buy
	Summary:	Strong Sell	Neutral	Sell	Strong Buy
GBP/USD	Moving Averages:	Buy	Buy	Buy	Neutral
	1.5145 Indicators:	Strong Buy	Buy	Strong Sell	Strong Buy
	Summary:	Strong Buy	Buy	Neutral	Buy
USD/JPY	Moving Averages:	Strong Sell	Sell	Sell	Sell
	121.95 Indicators:	Strong Sell	Strong Sell	Strong Buy	Strong Sell
	Summary:	Strong Sell	Strong Sell	Neutral	Strong Sell
USD/CHF	Moving Averages:	Strong Sell	Sell	Strong Sell	Sell
	0.9879 Indicators:	Buy	Strong Sell	Sell	Strong Sell
	Summary:	Neutral	Strong Sell	Strong Sell	Strong Sell
AUD/USD	Moving Averages:	Strong Sell	Strong Sell	Sell	Neutral
	0.7252 Indicators:	Sell	Strong Buy	Strong Sell	Sell
	Summary:	Strong Sell	Strong Sell	Strong Sell	Neutral
EUR/GBP	Moving Averages:	Sell	Sell	Neutral	Buy
	0.7224 Indicators:	Strong Sell	Buy	Strong Buy	Strong Buy
	Summary:	Strong Sell	Neutral	Buy	Strong Buy
USD/CAD	Moving Averages:	Strong Buy	Strong Buy	Buy	Strong Buy
	1.3647 Indicators:	Buy	Sell	Strong Buy	Strong Buy
	Summary:	Strong Buy	Neutral	Strong Buy	Strong Buy
NZD/USD	Moving Averages:	Neutral	Buy	Strong Buy	Strong Buy
	0.6756 Indicators:	Sell	Buy	Buy	Strong Buy
	Summary:	Neutral	Buy	Strong Buy	Strong Buy
EUR/JPY	Moving Averages:	Sell	Sell	Buy	Neutral
	133.43 Indicators:	Strong Sell	Sell	Strong Buy	Strong Buy
	Summary:	Strong Sell	Sell	Strong Buy	Buy
EUR/CHF	Moving Averages:	Strong Sell	Strong Sell	Strong Sell	Strong Sell
	1.081 Indicators:	Strong Sell	Sell	Strong Sell	Strong Sell
	Summary:	Strong Sell	Strong Sell	Strong Sell	Strong Sell

*Техническите индикатори описани в горната таблица са само за информация и не следва да се приемат като идея за търговия!

Нива на съпротива и подкрепа

Symbol	S3	S2	S1	Pivot Points	R1	R2	R3
EUR/USD	1.093	1.0935	1.0939	1.0944	1.0949	1.0953	1.0958
GBP/USD	1.5129	1.5133	1.5135	1.5139	1.5143	1.5145	1.5149
USD/JPY	121.86	121.91	121.94	121.99	122.04	122.07	122.11
USD/CHF	0.9869	0.9873	0.9875	0.9879	0.9883	0.9885	0.9889
AUD/USD	0.7238	0.7244	0.7248	0.7254	0.726	0.7264	0.727
EUR/GBP	0.7223	0.7225	0.7227	0.7229	0.7231	0.7233	0.7235
USD/CAD	1.3628	1.3633	1.3637	1.3642	1.3647	1.3651	1.3656
NZD/USD	0.6729	0.6741	0.6748	0.676	0.6772	0.6779	0.6791

Издателят на този бюлетин не носи отговорност от щети претърпени от тези, които го ползват поради грешна или недостатъчна информация. Не носим отговорност поради грешно разбрана информация. Сигналите в този документ са само с цел да ориентират потребителите, а не да бъдат следвани с цел инвестиции или печалба! Този бюлетин е с цел само и единствено да даде информация за парара и борсовите стоки. Всяка търговия носи риск от загуби! За търговски сигнали се обърнете към професионалисти.