



12.2.2016 09:24

USD/BGN Pivot

Res3	1.7380
Res2	1.7333
Res1	1.7301
Pivot	1.7286
Sup1	1.7254
Sup2	1.7239
Sup3	1.7192

Цени на валути срещу български лев

Валута	Купува	Продава	Отваряне	Най-висока	Най-ниска	Промяна
USD/BGN	1.7236	1.7369	1.7270	1.7317	1.7270	0.0019
EUR/BGN	1.9488	1.9638	1.9556	1.9563	1.9556	0.0004
GBP/BGN	2.4929	2.5121	2.4998	2.5055	2.4998	0.0011
CHF/BGN	1.7914	1.7929	1.7921	1.7921	1.7921	0.0000

Volatility

USD/BGN 1 ден	1.00%
USD/BGN 7 дни	6.98%
USD/BGN 1 год.	110.76%

EUR/USD Pivot

Res3	1.1396
Res2	1.1356
Res1	1.1340
Pivot	1.1316
Sup1	1.1300
Sup2	1.1276
Sup3	1.1236

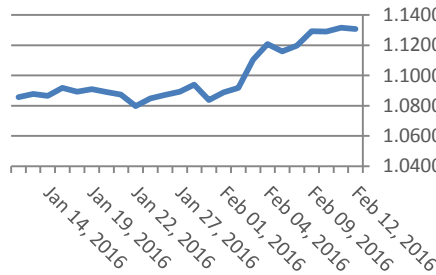
Цени на основните валути

Валута	Купува	Продава	Отваряне	Най-висока	Най-ниска	Промяна
EUR/USD	1.1308	1.1309	1.1323	1.1333	1.1293	-0.0014
USD/JPY	112.15	112.17	112.43	113.02	111.93	-0.27
GBP/USD	1.4466	1.4468	1.4476	1.4491	1.4460	-0.0009
USD/CHF	0.9731	0.9734	0.9725	0.9748	0.9716	0.0007
USD/CAD	1.3912	1.3915	1.3937	1.3940	1.3890	-0.0023
EUR/JPY	126.83	126.85	127.30	127.66	126.63	-0.46

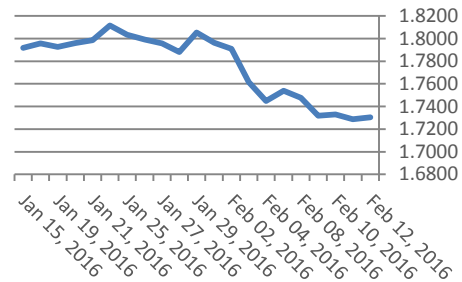
Volatility

EUR/USD 1 ден	0.62%
EUR/USD 7 дни	4.34%
EUR/USD 1 год.	68.83%

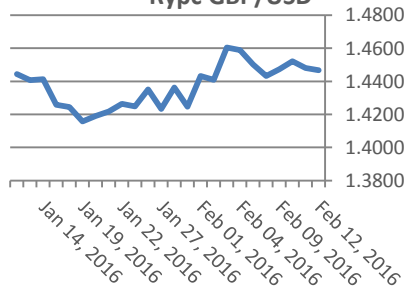
Курс EUR/USD



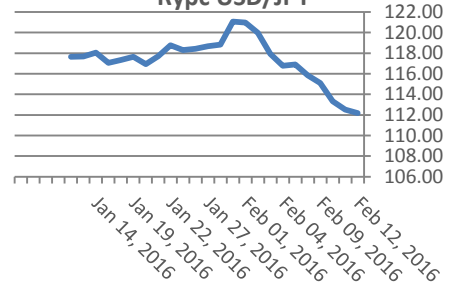
Курс USD/BGN



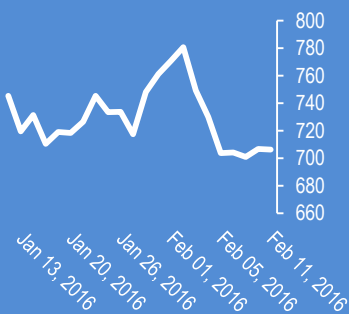
Курс GBP/USD



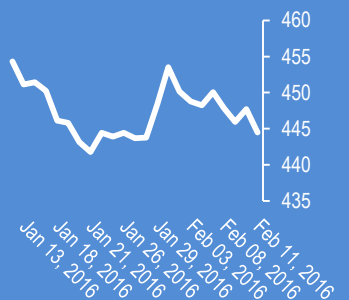
Курс USD/JPY



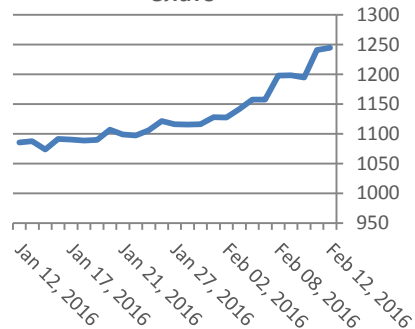
Google



Софикс



Злато

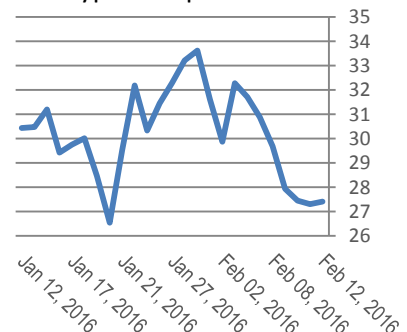


Метали	Цена	Промяна	Промяна в %
Злато	1,244.40	-3.4	-0.27%
Сребро	15.735	-0.059	-0.37%
Мед	2.016	0.003	0.16%
Платина	957.2	-5.85	-0.61%
Паладии	523.35	-1.05	-0.20%
Алуминий	1,492.50	9.5	0.64%

Петрол и газ	Цена	Промяна	Промяна в %
Суров петрол	27.42	1.21	4.60%
Петрол "Brent"	31.40	1.33	4.44%
Природен газ	2.019	0.029	1.43%
Мазут	1.02	0.0151	1.50%

Стоки	Цена	Промяна	Промяна в %
Царевица	360.25	-0.88	-0.24%
Пшеница	459.38	1	0.22%
Кафе	1,382.00	-11	-2.32%
Говеда (живи)	129.76	-2.04	-1.55%
Захар	380.75	-10.1	-2.58%

Суров петрол



Прогнози и коментари от Investing.com

Коментари от Daily FX

EUR/USD to Face Larger Pullback on Dismal 4Q Euro-Zone GDP Report - bit.ly/1KJDO7P

JPN225 Technical Analysis: 2-Year Low Under Threat - bit.ly/20rTxu8

EUR/USD to Face Larger Pullback on Dismal 4Q Euro-Zone GDP Report - bit.ly/1KJDO7P

RBA Governor Stevens Said More Easing is Possible in Testimony - bit.ly/20rNs0S

Yen Crosses Continue to Tumble, USD Holds, S&P 500 Grows Erratic you.tu.be/RVdRBFm1Xn8?a

What Volatility in Stocks, FX and Commodities Is Telling Us you.tu.be/AJRq6L1BA8A?a

USD/CAD-Pay Attention to Short Term Retracement Zone - bit.ly/1QaTNOE

USD/CHF Holding at 200 Day Average and Measured Move Level - bit.ly/1QaTNxW

Gold Wedge Target at 1392; Pay Attention to 1345 Too - bit.ly/1QaTNhG

Crude Closing in on Level for a Major Low - bit.ly/1QaTNhE

USDOLLAR – Weekly Wedge Break Could Trigger Freefall - bit.ly/1QaTKT2

Име	Вид	5 минути	15 минути	1 час	1 ден
EUR/USD	Moving Averages:	Strong Buy	Buy	Buy	Strong Buy
	1.1308 Indicators:	Strong Buy	Strong Buy	Strong Sell	Strong Buy
	Summary:	Strong Buy	Strong Buy	Neutral	Strong Buy
GBP/USD	Moving Averages:	Sell	Sell	Sell	Sell
	1.4467 Indicators:	Buy	Strong Sell	Strong Sell	Buy
	Summary:	Neutral	Strong Sell	Strong Sell	Neutral
USD/JPY	Moving Averages:	Strong Sell	Strong Sell	Strong Sell	Strong Sell
	112.16 Indicators:	Strong Sell	Strong Sell	Strong Sell	Strong Sell
	Summary:	Strong Sell	Strong Sell	Strong Sell	Strong Sell
USD/CHF	Moving Averages:	Sell	Sell	Sell	Strong Sell
	0.9732 Indicators:	Strong Sell	Strong Sell	Strong Buy	Strong Sell
	Summary:	Strong Sell	Strong Sell	Neutral	Strong Sell
AUD/USD	Moving Averages:	Sell	Sell	Sell	Sell
	0.7094 Indicators:	Strong Sell	Strong Sell	Sell	Buy
	Summary:	Strong Sell	Strong Sell	Sell	Neutral
EUR/GBP	Moving Averages:	Sell	Buy	Buy	Strong Buy
	0.7817 Indicators:	Strong Buy	Strong Buy	Strong Sell	Strong Buy
	Summary:	Neutral	Strong Buy	Neutral	Strong Buy
USD/CAD	Moving Averages:	Strong Sell	Strong Sell	Sell	Buy
	1.3914 Indicators:	Sell	Sell	Strong Sell	Neutral
	Summary:	Strong Sell	Strong Sell	Strong Sell	Neutral
NZD/USD	Moving Averages:	Strong Sell	Strong Sell	Sell	Buy
	0.6664 Indicators:	Strong Sell	Strong Sell	Strong Sell	Strong Buy
	Summary:	Strong Sell	Strong Sell	Strong Sell	Strong Buy
EUR/JPY	Moving Averages:	Sell	Strong Sell	Strong Sell	Strong Sell
	126.84 Indicators:	Strong Sell	Strong Sell	Strong Sell	Strong Sell
	Summary:	Strong Sell	Strong Sell	Strong Sell	Strong Sell
EUR/CHF	Moving Averages:	Sell	Sell	Strong Sell	Neutral
	1.1006 Indicators:	Sell	Strong Sell	Strong Sell	Strong Sell
	Summary:	Sell	Strong Sell	Strong Sell	Sell

*Техническите индикатори описани в горната таблица са само за информация и не следва да се приемат като идея за търговия!

Нива на съпротива и подкрепа

Symbol	S3	S2	S1	Pivot Points	R1	R2	R3
EUR/USD	1.1288	1.1293	1.1295	1.13	1.1305	1.1307	1.1312
USD/JPY	112.04	112.23	112.34	112.53	112.72	112.83	113.02
GBP/USD	1.4455	1.4458	1.446	1.4463	1.4466	1.4468	1.4471
USD/CHF	0.9721	0.9727	0.9732	0.9738	0.9744	0.9749	0.9755
USD/CAD	1.3901	1.3907	1.391	1.3916	1.3922	1.3925	1.3931
EUR/JPY	126.71	126.88	126.99	127.16	127.33	127.44	127.61
AUD/USD	0.709	0.7094	0.7097	0.7101	0.7105	0.7108	0.7112
USD/CNY	6.5739	6.5739	6.5739	6.5739	6.5739	6.5739	6.5739

Издателите на този бюлетин не носят отговорност от щети претърпени от тези, които го ползват поради грешна или недостатъчна информация. Не носим отговорност поради грешно разбрана информация. Сигналите в този документ са само с цел да ориентират потребителите, а не да бъдат следвани с цел инвестиции или печалба! Този бюлетин е с цел само и единствено да даде информация за парара и борсовите стоки. Всяка търговия носи риск от загуби! За търговски сигнали се обърнете към професионалисти.