



13.1.2016 09:36

USD/BGN Pivot

Res3	1.8172
Res2	1.8104
Res1	1.8058
Pivot	1.8036
Sup1	1.7990
Sup2	1.7968
Sup3	1.7900

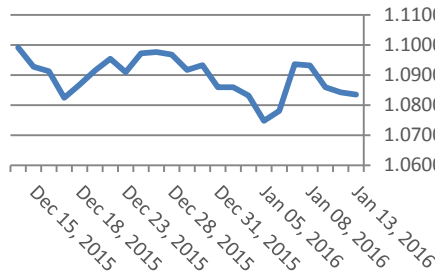
Цени на валути срещу български лев

Валута	Купува	Продава	Отваряне	Най-висока	Най-ниска	Промяна
USD/BGN	1.7983	1.8121	1.8013	1.8081	1.8013	0.0022
EUR/BGN	1.9485	1.9635	1.9557	1.9563	1.9557	0.0002
GBP/BGN	2.5987	2.6187	2.6026	2.6164	2.6006	0.0023
CHF/BGN	1.7914	1.7929	1.7921	1.7921	1.7921	0.0000

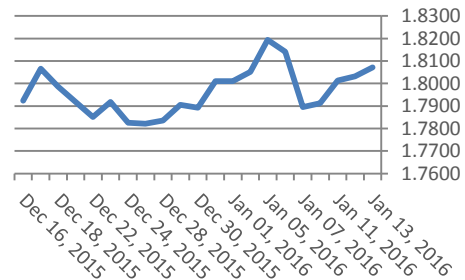
Volatility

USD/BGN 1 ден	0.95%
USD/BGN 7 дни	6.63%
USD/BGN 1 год.	105.22%

Курс EUR/USD



Курс USD/BGN



EUR/USD Pivot

Res3	1.0945
Res2	1.0895
Res1	1.0878
Pivot	1.0845
Sup1	1.0828
Sup2	1.0795
Sup3	1.0745

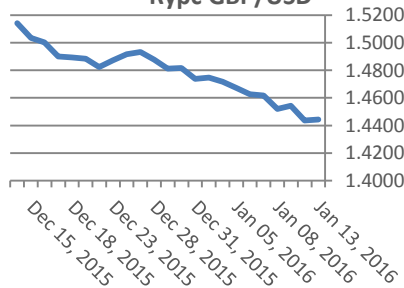
Цени на основните валути

Валута	Купува	Продава	Отваряне	Най-висока	Най-ниска	Промяна
EUR/USD	1.0833	1.0834	1.0861	1.0862	1.0812	-0.0028
USD/JPY	118.06	118.07	117.68	118.36	117.65	0.39
GBP/USD	1.4448	1.4448	1.4448	1.4477	1.4426	0
USD/CHF	1.0037	1.0040	1.0023	1.0059	1.0023	0.0015
USD/CAD	1.4258	1.4260	1.4262	1.4276	1.4216	-0.0003
EUR/JPY	127.89	127.91	127.79	128.16	127.65	0.11

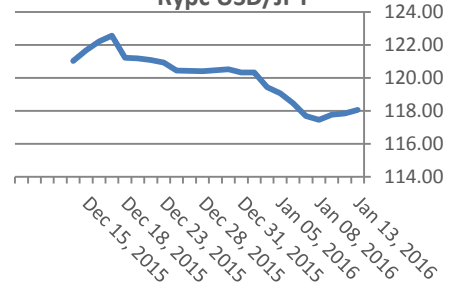
Volatility

EUR/USD 1 ден	0.57%
EUR/USD 7 дни	4.02%
EUR/USD 1 год.	63.80%

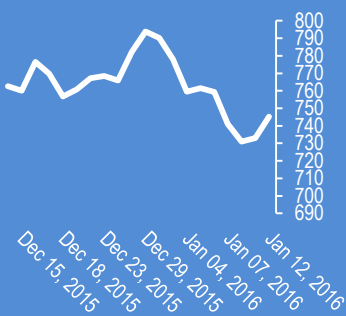
Курс GBP/USD



Курс USD/JPY



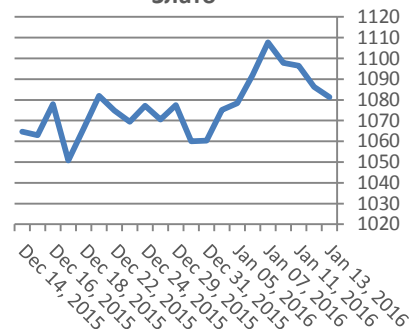
Google



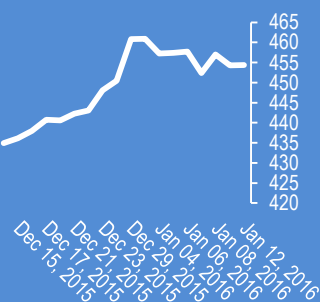
Метали

Метали	Цена	Промяна	Промяна в %
Злато	1,085.30	0.1	0.01%
Сребро	13.805	0.054	0.39%
Мед	1.971	0.012	0.60%
Платина	840.5	2.25	0.27%
Паладии	469.9	-0.7	-0.15%
Алуминий	1,464.75	13.25	0.91%

Злато



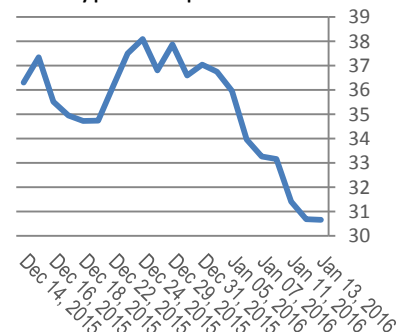
Софикс



Петрол и газ

Петрол и газ	Цена	Промяна	Промяна в %
Суров петрол	30.77	0.33	1.07%
Петрол "Brent"	31.12	-0.28	-0.88%
Природен газ	2.284	0.021	0.91%
Мазут	0.9914	-0.008	-0.80%

Суров петрол



Стоки

Стоки	Цена	Промяна	Промяна в %
Царевица	356.13	0.5	0.14%
Пшеница	479.38	-2	-0.42%
Кафе	1,446.00	0	-1.06%
Говеда (живи)	131.99	-0.04	-0.03%
Захар	412.8	-2.25	-0.54%

Прогнози и коментари от Investing.com

Коментари от Daily FX

USD/CNH Technical Analysis: Offshore Rate Posts Record Drop - bit.ly/1SNRmX

JPN 225 Technical Analysis: The Rebound Builds Momentum - bit.ly/1PqG2ow

Commodity Rebound Gathers Pace after Strong China Trade Data - bit.ly/1SNO3ti

Canadian Dollar, Oil Post Parallel Losing Streaks to Start 2016 - bit.ly/1mUi661

AUD/USD Climbs as Chinese Trade Data Dents RBA Rate Cut Bets - bit.ly/1RBTPXd

Forex Strategy Video: Analyzing and Trading with Limited Time
youtu.be/hbBmsxnZU2E?a

Trading Video: Fear Hesitates, China Bolsters Its Fight, Oil Keeps Burning
youtu.be/fUP0yC-tM4U?a

Gold Prices: Fib Support Sets up Top-Side Reversal - bit.ly/1mVqLWB

NZDUSD Testing Slope Support- Rebound to Offer Short Entries - bit.ly/1W4LnXZ

Forex : NZDUSD Testing Slope Support- Rebound to Offer Short Entries:
youtu.be/XjdN2ipKMbg?a via @YouTube

USD/CAD Approaches Major Parallel Reference Point - bit.ly/1Opj1T6

Име	Вид	5 минути	15 минути	1 час	1 ден
EUR/USD	Moving Averages:	Strong Sell	Sell	Sell	Strong Sell
1.0833	Indicators:	Neutral	Buy	Strong Sell	Sell
	Summary:	Sell	Neutral	Strong Sell	Strong Sell
GBP/USD	Moving Averages:	Strong Sell	Strong Sell	Strong Sell	Strong Sell
1.4448	Indicators:	Strong Sell	Sell	Strong Buy	Strong Sell
	Summary:	Strong Sell	Strong Sell	Strong Sell	Strong Sell
USD/JPY	Moving Averages:	Sell	Neutral	Buy	Sell
118.15	Indicators:	Strong Sell	Strong Sell	Strong Buy	Strong Sell
	Summary:	Strong Sell	Sell	Strong Buy	Strong Sell
USD/CHF	Moving Averages:	Neutral	Buy	Buy	Strong Buy
1.0047	Indicators:	Buy	Buy	Strong Buy	Strong Buy
	Summary:	Neutral	Buy	Strong Buy	Strong Buy
AUD/USD	Moving Averages:	Sell	Neutral	Buy	Sell
0.7014	Indicators:	Strong Sell	Strong Sell	Strong Buy	Strong Sell
	Summary:	Strong Sell	Sell	Strong Buy	Strong Sell
EUR/GBP	Moving Averages:	Buy	Buy	Buy	Buy
0.7498	Indicators:	Strong Buy	Strong Buy	Strong Sell	Strong Buy
	Summary:	Strong Buy	Strong Buy	Neutral	Strong Buy
USD/CAD	Moving Averages:	Buy	Strong Buy	Strong Buy	Strong Buy
1.4255	Indicators:	Strong Buy	Strong Buy	Strong Sell	Strong Buy
	Summary:	Strong Buy	Strong Buy	Neutral	Strong Buy
NZD/USD	Moving Averages:	Sell	Neutral	Neutral	Sell
0.656	Indicators:	Strong Sell	Strong Sell	Strong Buy	Strong Sell
	Summary:	Strong Sell	Sell	Buy	Strong Sell
EUR/JPY	Moving Averages:	Sell	Neutral	Neutral	Strong Sell
127.99	Indicators:	Strong Sell	Strong Sell	Strong Buy	Strong Sell
	Summary:	Strong Sell	Sell	Buy	Strong Sell
EUR/CHF	Moving Averages:	Buy	Buy	Strong Buy	Strong Buy
1.0883	Indicators:	Strong Buy	Strong Buy	Strong Buy	Strong Buy
	Summary:	Strong Buy	Strong Buy	Strong Buy	Strong Buy

*Техническите индикатори описани в горната таблица са само за информация и не следва да се приемат като идея за търговия!

Нива на съпротива и подкрепа

Symbol	S3	S2	S1	Pivot Points	R1	R2	R3
EUR/USD	1.0823	1.0826	1.0828	1.0831	1.0834	1.0836	1.0839
GBP/USD	1.445	1.4453	1.4456	1.4459	1.4462	1.4465	1.4468
USD/JPY	118.08	118.15	118.19	118.26	118.33	118.37	118.44
USD/CHF	1.0035	1.0039	1.0042	1.0046	1.005	1.0053	1.0057
AUD/USD	0.7015	0.702	0.7023	0.7028	0.7033	0.7036	0.7041
EUR/GBP	0.7481	0.7484	0.7487	0.749	0.7493	0.7496	0.7499
USD/CAD	1.4228	1.4233	1.4237	1.4242	1.4247	1.4251	1.4256
NZD/USD	0.6557	0.6561	0.6564	0.6568	0.6572	0.6575	0.6579

Издателите на този бюлетин не носят отговорност от щети претърпени от тези, които го ползват поради грешна или недостатъчна информация. Не носим отговорност поради грешно разбрана информация. Сигналите в този документ са само с цел да ориентират потребителите, а не да бъдат следвани с цел инвестиции или печалба! Този бюлетин е с цел само и единствено да даде информация за парара и борсовите стоки. Всяка търговия носи риск от загуби! За търговски сигнали се обърнете към професионалисти.