



16.2.2016 09:26

## USD/BGN Pivot

|              |               |
|--------------|---------------|
| Res3         | 1.7635        |
| Res2         | 1.7579        |
| Res1         | 1.7554        |
| <b>Pivot</b> | <b>1.7523</b> |
| Sup1         | 1.7498        |
| Sup2         | 1.7467        |
| Sup3         | 1.7411        |

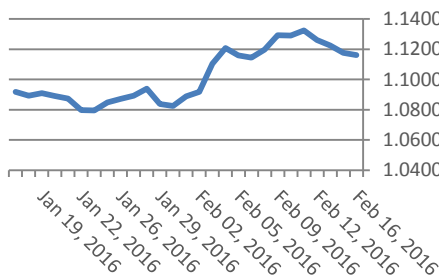
## Цени на валути срещу български лев

| Валута  | Купува | Продава | Отваряне | Най-висока | Най-ниска | Промяна |
|---------|--------|---------|----------|------------|-----------|---------|
| USD/BGN | 1.7425 | 1.7625  | 1.7529   | 1.7548     | 1.7492    | -0.0002 |
| EUR/BGN | 1.9485 | 1.9635  | 1.9557   | 1.9576     | 1.9545    | 0.0002  |
| GBP/BGN | 2.5191 | 2.5385  | 2.5307   | 2.5328     | 2.5272    | -0.0008 |
| CHF/BGN | 1.7914 | 1.7929  | 1.7921   | 1.7921     | 1.7921    | 0.0000  |

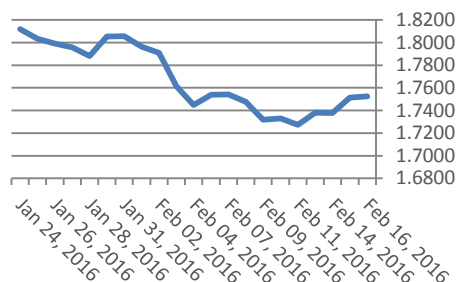
## Volatility

|                |         |
|----------------|---------|
| USD/BGN 1 ден  | 1.08%   |
| USD/BGN 7 дни  | 7.56%   |
| USD/BGN 1 год. | 120.05% |

## Курс EUR/USD



## Курс USD/BGN



## EUR/USD Pivot

|              |               |
|--------------|---------------|
| Res3         | 1.1234        |
| Res2         | 1.1198        |
| Res1         | 1.1177        |
| <b>Pivot</b> | <b>1.1162</b> |
| Sup1         | 1.1141        |
| Sup2         | 1.1126        |
| Sup3         | 1.1090        |

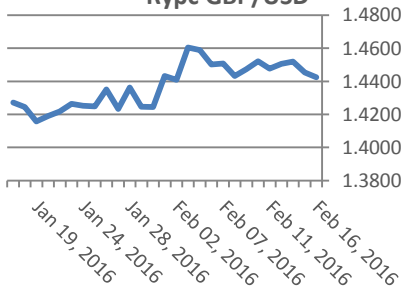
## Цени на основните валути

| Валута  | Купува | Продава | Отваряне | Най-висока | Най-ниска | Промяна |
|---------|--------|---------|----------|------------|-----------|---------|
| EUR/USD | 1.1162 | 1.1162  | 1.1156   | 1.1183     | 1.1147    | 0.0006  |
| USD/JPY | 114.38 | 114.39  | 114.61   | 114.88     | 114.30    | -0.23   |
| GBP/USD | 1.4422 | 1.4425  | 1.4436   | 1.4458     | 1.4406    | -0.0013 |
| USD/CHF | 0.9879 | 0.9880  | 0.9869   | 0.9886     | 0.9856    | 0.0010  |
| USD/CAD | 1.3765 | 1.3768  | 1.3839   | 1.3842     | 1.3749    | -0.0072 |
| EUR/JPY | 127.67 | 127.69  | 127.86   | 128.18     | 127.65    | -0.17   |

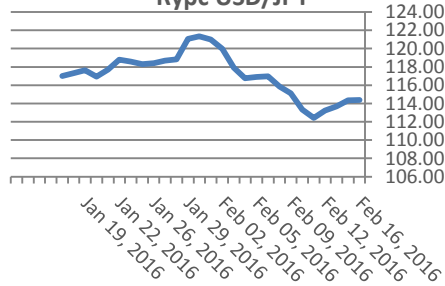
## Volatility

|                |        |
|----------------|--------|
| EUR/USD 1 ден  | 0.72%  |
| EUR/USD 7 дни  | 5.05%  |
| EUR/USD 1 год. | 80.13% |

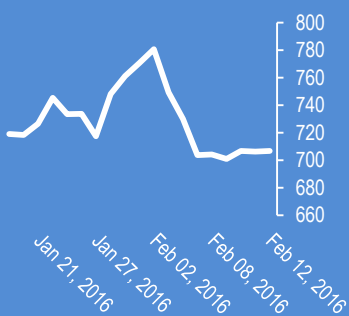
## Курс GBP/USD



## Курс USD/JPY



## Google



## Софикс

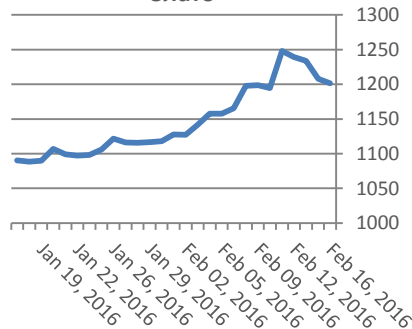


| Метали   | Цена     | Промяна | Промяна в % |
|----------|----------|---------|-------------|
| Злато    | 1,201.50 | -37.9   | -3.06%      |
| Сребро   | 15.28    | -0.51   | -3.23%      |
| Мед      | 2.073    | 0.017   | 0.85%       |
| Платина  | 935.85   | -3.1    | -0.33%      |
| Паладии  | 513.1    | -0.5    | -0.10%      |
| Алуминий | 1,525.75 | 19      | 1.26%       |

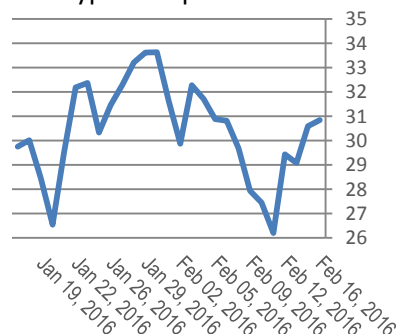
| Петрол и газ   | Цена   | Промяна | Промяна в % |
|----------------|--------|---------|-------------|
| Суров петрол   | 30.86  | 1.42    | 4.81%       |
| Петрол "Brent" | 34.92  | 1.52    | 4.57%       |
| Природен газ   | 1.929  | 0.007   | 0.39%       |
| Мазут          | 1.1023 | 0.0333  | 3.12%       |

| Стоки         | Цена     | Промяна | Промяна в % |
|---------------|----------|---------|-------------|
| Царевица      | 362.13   | 3       | 0.84%       |
| Пшеница       | 463.88   | 6.5     | 1.42%       |
| Кафе          | 1,410.00 | -7      | 0.69%       |
| Говеда (живи) | 129.16   | -0.36   | -0.28%      |
| Захар         | 380.25   | 1.35    | 0.36%       |

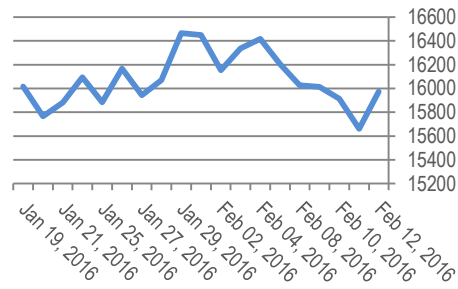
## Злато



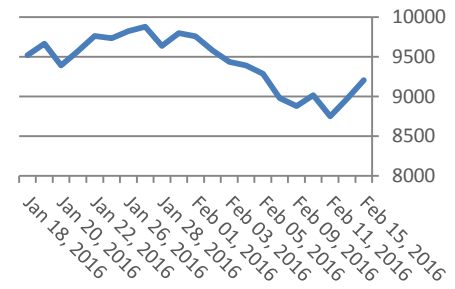
## Суров петрол



Dow Jones index



DAX Index



| Индекси       | Цена      | Предидшна | Най-висока | Промяна | Промяна % |
|---------------|-----------|-----------|------------|---------|-----------|
| Dow 30        | 15,973.84 | 15,974.04 | 15,691.62  | 313.66  | 0.02      |
| S&P 500       | 1,864.78  | 1,864.78  | 1,833.40   | 35.7    | 0.0195    |
| Nasdaq        | 4,337.5   | 4,340.1   | 4,274.2    | 70.7    | 0.0166    |
| SmallCap 2000 | 970.35    | 974.05    | 958.15     | 17.7    | 0.0186    |
| S&P 500 VIX   | 25.4      | 27.57     | 24.92      | -2.74   | -0.0974   |
| S&P/TSX       | 12,381.24 | 12,381.87 | 12,136.27  | 293.87  | 0.0243    |
| TR Canada 50  | 215.33    | 215.33    | 215.33     | 0       | 0         |
| Bovespa       | 40,092.89 | 40,671.42 | 39,808.41  | 284.85  | 0.0072    |
| IPC           | 43,205.91 | 43,223.96 | 42,414.81  | 789.47  | 0.0186    |
| DAX           | 9,206.84  | 9,249.46  | 9,134.76   | 239.33  | 0.0267    |
| FTSE 100      | 5,824.28  | 5,844.53  | 5,707.60   | 116.68  | 0.0204    |
| CAC 40        | 4,115.25  | 4,144.81  | 4,076.81   | 120.19  | 0.0301    |
| Euro Stoxx 50 | 2,835.83  | 2,855.12  | 2,786.21   | 79.67   | 0.0289    |

## EURIBORS 2.12.2016

| Падеж               | Процент |
|---------------------|---------|
| Euribor - 1 week    | -0.27%  |
| Euribor - 2 weeks   | -0.26%  |
| Euribor - 1 month   | -0.24%  |
| Euribor - 2 months  | -0.22%  |
| Euribor - 3 months  | -0.18%  |
| Euribor - 6 months  | -0.12%  |
| Euribor - 9 months  | -0.06%  |
| Euribor - 12 months | -0.01%  |

## USD Libor 2.12.2016

| Падеж             | Процент |
|-------------------|---------|
| Libor - 1 week    | 0.39%   |
| Libor - 1 month   | 0.43%   |
| Libor - 2 months  | 0.52%   |
| Libor - 3 months  | 0.62%   |
| Libor - 6 months  | 0.86%   |
| Libor - 12 months | 1.12%   |

## Български ДЦК

| Падеж     | Доходност % |
|-----------|-------------|
| 1 месец   | -0.290      |
| 1 година  | 0.154       |
| 3 години  | 0.547       |
| 5 години  | 0.795       |
| 7 години  | 1.698       |
| 10 години | 2.650       |

## Лихвени % Централни банки

|                                 |         |                                |        |
|---------------------------------|---------|--------------------------------|--------|
| Federal Reserve (FED)           | 0.005   | Bank of Japan (BOJ)            | -0.10% |
| European Central Bank (ECB)     | 0.0005  | Central Bank of the Russian Fe | 11.00% |
| Bank of England (BOE)           | 0.005   | Reserve Bank of India (RBI)    | 6.75%  |
| Swiss National Bank (SNB)       | -0.0075 | People's Bank of China (PBOC)  | 4.35%  |
| Reserve Bank of Australia (RBA) | 0.02    | Central Bank of Brazil (BCB)   | 14.25% |

## Календар на икономическите данни за деня

| Час GMT | Валута | Събития                               | Текущо | Предвидено | Последно |
|---------|--------|---------------------------------------|--------|------------|----------|
| 21:45   | NZD    | Retail Sales Ex Inflation Q/Q Q4      | 1.20%  | 1.40%      | 0.00%    |
| 00:30   | AUD    | RBA Minutes                           | 0.00%  | 0.00%      | 0.00%    |
| 02:00   | NZD    | RBNZ 2-Year Inflation Expectation Q1  | 1.60%  | 0.00%      | 0.00%    |
| 09:30   | GBP    | CPI M/M Jan                           | 0.00%  | -0.70%     | 0.00%    |
| 09:30   | GBP    | CPI Y/Y Jan                           | 0.00%  | 0.30%      | 0.00%    |
| 09:30   | GBP    | Core CPI Y/Y Jan                      | 0.00%  | 1.30%      | 0.00%    |
| 09:30   | GBP    | RPI M/M Jan                           | 0.00%  | -0.60%     | 0.00%    |
| 09:30   | GBP    | RPI Y/Y Jan                           | 0.00%  | 1.40%      | 0.00%    |
| 09:30   | GBP    | PPI Input M/M Jan                     | 0.00%  | -1.20%     | 0.00%    |
| 09:30   | GBP    | PPI Input Y/Y Jan                     | 0.00%  | -8.80%     | 0.00%    |
| 09:30   | GBP    | PPI Output M/M Jan                    | 0.00%  | -0.20%     | 0.00%    |
| 09:30   | GBP    | PPI Output Y/Y Jan                    | 0.00%  | -0.90%     | 0.00%    |
| 09:30   | GBP    | PPI Output Core M/M Jan               | 0.00%  | 0.10%      | 0.00%    |
| 09:30   | GBP    | PPI Output Core Y/Y Jan               | 0.00%  | 0.10%      | 0.00%    |
| 10:00   | EUR    | German ZEW (Economic Sentiment) Feb   | 0.00%  | 10.00%     | 0.00%    |
| 10:00   | EUR    | German ZEW (Current Situation) Feb    | 0.00%  | 55.50      | 0.00%    |
| 10:00   | EUR    | Eurozone ZEW (Economic Sentiment) Feb | 0.00%  | 10.30      | 0.00%    |
| 13:30   | CAD    | Manufacturing Shipments M/M Dec       | 0.00%  | 0.90%      | 0.00%    |
| 13:30   | USD    | Empire State Manufacturing Feb        | 0.00%  | 10.00      | 0.00%    |
| 15:00   | USD    | NAHB Housing Market Index Feb         | 0.00%  | 60.00      | 0.00%    |



Прогнози и коментари от Investing.com

Коментари от Daily FX

NZD/USD Tumbles as Inflation Outlook Spurs RBNZ Rate Cut Bets - bit.ly/1Odhyy0

Risk Assets Ride on Oil Winning Streak while Gold Pares Gains - bit.ly/1OdhAWz

New Fed Presidents Set to Speak, May Change the Dynamic of the FOMC - bit.ly/1OdhysS

AUS 200 Technical Analysis: The Rebound Gathers Force - bit.ly/1KmqbeY

Strategy Video: Does Good or Bad Data Leverage More Dollar, Pound Reaction? youtu.be/YE9La17uCZw?a

Trading Video: Broad but Questionable Rebound for Dollar, Yen Crosses and Equities youtu.be/8rymXd6x3YI?a

Webinar: Fundamental Forecast - Dollar A Beacon for Global Markets: youtu.be/\_I3ezZoWiLI?a via @YouTube

CAC40 Trades Up 3% on Breakout - bit.ly/1Oco6Ng

AUD/USD Trendline Breakout - bit.ly/1oEnMIU

Chinese Top Officials Commented on FX and Equity Markets After Reopen - bit.ly/214SpPg

Video: London Session Review Feb 15, 2016 by @AlexFX00 youtu.be/0WhEDq9w6-s?a

| Име     | Вид                | 5 минути    | 15 минути   | 1 час       | 1 ден       |
|---------|--------------------|-------------|-------------|-------------|-------------|
| EUR/USD | Moving Averages:   | Strong Buy  | Buy         | Sell        | Buy         |
|         | 1.1162 Indicators: | Strong Buy  | Buy         | Strong Sell | Strong Buy  |
|         | Summary:           | Strong Buy  | Buy         | Strong Sell | Strong Buy  |
| GBP/USD | Moving Averages:   | Neutral     | Sell        | Strong Sell | Strong Sell |
|         | 1.4424 Indicators: | Buy         | Sell        | Strong Sell | Sell        |
|         | Summary:           | Neutral     | Sell        | Strong Sell | Strong Sell |
| USD/JPY | Moving Averages:   | Strong Sell | Sell        | Sell        | Sell        |
|         | 114.39 Indicators: | Strong Sell | Strong Sell | Strong Sell | Strong Sell |
|         | Summary:           | Strong Sell | Strong Sell | Strong Sell | Strong Sell |
| USD/CHF | Moving Averages:   | Sell        | Buy         | Buy         | Neutral     |
|         | 0.988 Indicators:  | Strong Sell | Neutral     | Strong Buy  | Strong Sell |
|         | Summary:           | Strong Sell | Neutral     | Strong Buy  | Sell        |
| AUD/USD | Moving Averages:   | Sell        | Neutral     | Buy         | Strong Buy  |
|         | 0.7151 Indicators: | Sell        | Strong Sell | Neutral     | Strong Buy  |
|         | Summary:           | Sell        | Sell        | Neutral     | Strong Buy  |
| EUR/GBP | Moving Averages:   | Buy         | Buy         | Buy         | Buy         |
|         | 0.7738 Indicators: | Sell        | Strong Buy  | Strong Buy  | Buy         |
|         | Summary:           | Neutral     | Strong Buy  | Strong Buy  | Buy         |
| USD/CAD | Moving Averages:   | Strong Sell | Strong Sell | Strong Sell | Sell        |
|         | 1.3766 Indicators: | Strong Sell | Buy         | Strong Sell | Strong Sell |
|         | Summary:           | Strong Sell | Neutral     | Strong Sell | Strong Sell |
| NZD/USD | Moving Averages:   | Strong Sell | Strong Sell | Strong Sell | Strong Sell |
|         | 0.6594 Indicators: | Strong Sell | Strong Sell | Strong Sell | Buy         |
|         | Summary:           | Strong Sell | Strong Sell | Strong Sell | Neutral     |
| EUR/JPY | Moving Averages:   | Strong Sell | Strong Sell | Sell        | Sell        |
|         | 127.68 Indicators: | Strong Sell | Strong Sell | Strong Sell | Strong Sell |
|         | Summary:           | Strong Sell | Strong Sell | Strong Sell | Strong Sell |
| EUR/CHF | Moving Averages:   | Strong Buy  | Strong Buy  | Strong Buy  | Strong Buy  |
|         | 1.1028 Indicators: | Strong Buy  | Strong Buy  | Strong Buy  | Sell        |
|         | Summary:           | Strong Buy  | Strong Buy  | Strong Buy  | Neutral     |

\*Техническите индикатори описани в горната таблица са само за информация и не следва да се приемат като идея за търговия!

Нива на съпротива и подкрепа

| Symbol  | S3     | S2     | S1     | Pivot Points | R1     | R2     | R3     |
|---------|--------|--------|--------|--------------|--------|--------|--------|
| EUR/USD | 1.1148 | 1.1151 | 1.1153 | 1.1156       | 1.1159 | 1.1161 | 1.1164 |
| USD/JPY | 114.45 | 114.5  | 114.53 | 114.58       | 114.63 | 114.66 | 114.7  |
| GBP/USD | 1.4393 | 1.4401 | 1.4407 | 1.4415       | 1.4423 | 1.4429 | 1.4437 |
| USD/CHF | 0.9875 | 0.9878 | 0.9879 | 0.9882       | 0.9885 | 0.9886 | 0.9889 |
| USD/CAD | 1.3757 | 1.3763 | 1.3766 | 1.3772       | 1.3778 | 1.3781 | 1.3787 |
| EUR/JPY | 127.69 | 127.74 | 127.78 | 127.83       | 127.88 | 127.92 | 127.97 |
| AUD/USD | 0.7143 | 0.7147 | 0.7149 | 0.7153       | 0.7157 | 0.7159 | 0.7163 |
| USD/CNY | 6.5135 | 6.5138 | 6.514  | 6.5143       | 6.5146 | 6.5148 | 6.5151 |

Издателите на този бюлетин не носят отговорност от щети претърпени от тези, които го ползват поради грешна или недостатъчна информация. Не носим отговорност поради грешно разбрана информация. Сигналите в този документ са само с цел да ориентират потребителите, а не да бъдат следвани с цел инвестиции или печалба! Този бюлетин е с цел само и единствено да даде информация за парара и борсовите стоки. Всяка търговия носи риск от загуби! За търговски сигнали се обърнете към професионалисти.