



17.6.2016 08:57

USD/BGN Pivot

Res3	1.7546
Res2	1.7473
Res1	1.7449
Pivot	1.7400
Sup1	1.7376
Sup2	1.7327
Sup3	1.7254

Volatility

USD/BGN 1 ден	0.99%
USD/BGN 7 дни	6.93%
USD/BGN 1 год.	110.00%

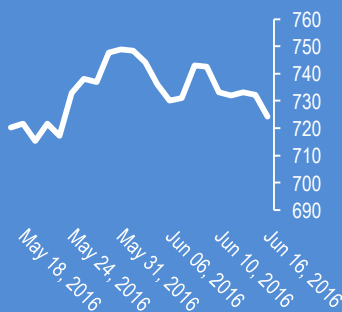
EUR/USD Pivot

Res3	1.1337
Res2	1.1289
Res1	1.1257
Pivot	1.1241
Sup1	1.1209
Sup2	1.1193
Sup3	1.1145

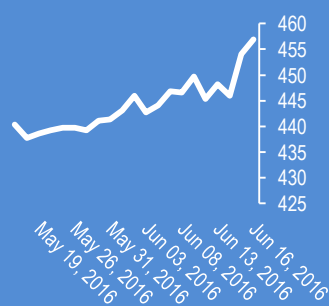
Volatility

EUR/USD 1 ден	0.63%
EUR/USD 7 дни	4.43%
EUR/USD 1 год.	70.37%

Google



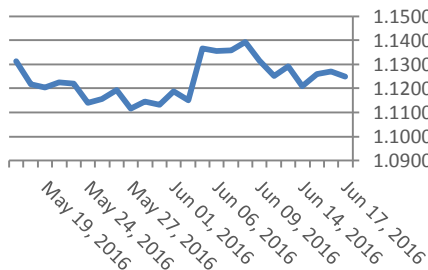
Софикс



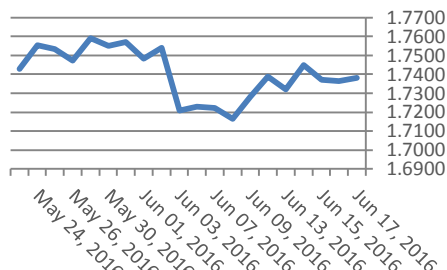
Цени на валути срещу български лев

Валута	Купува	Продава	Отваряне	Най-висока	Най-ниска	Промяна
USD/BGN	1.7283	1.7483	1.7424	1.7425	1.7352	-0.0024
EUR/BGN	1.9486	1.9636	1.9563	1.9584	1.9551	-0.0001
GBP/BGN	2.4655	2.4845	2.4757	2.4806	2.4724	-0.0003
CHF/BGN	1.7914	1.7929	1.7921	1.7921	1.7921	0.0000

Курс EUR/USD



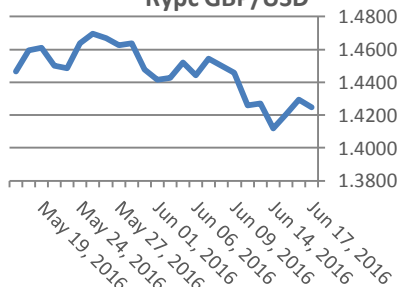
Курс USD/BGN



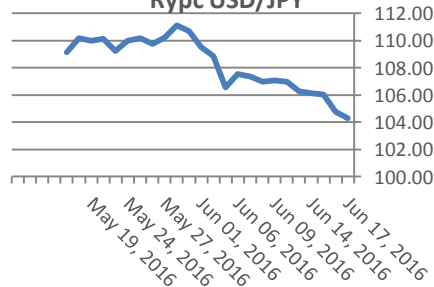
Цени на основните валути

Валута	Купува	Продава	Отваряне	Най-висока	Най-ниска	Промяна
EUR/USD	1.1246	1.1247	1.1226	1.1272	1.1224	0.002
USD/JPY	104.28	104.30	104.27	104.82	104.14	0.02
GBP/USD	1.4250	1.4253	1.4204	1.4295	1.4199	0.0047
USD/CHF	0.9644	0.9646	0.9650	0.9659	0.9636	-0.0005
USD/CAD	1.2937	1.2939	1.2965	1.2967	1.2899	-0.0027
EUR/JPY	117.28	117.30	117.06	118.10	117.03	0.23

Курс GBP/USD



Курс USD/JPY

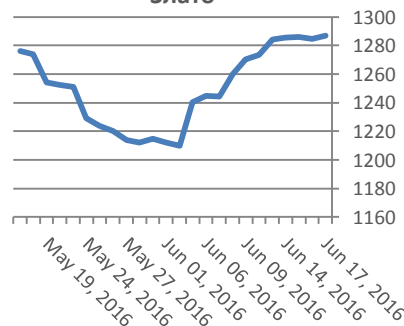


Метали	Цена	Промяна	Промяна в %
Злато	1,287.35	-11.05	-0.85%
Сребро	17.34	-0.267	0.48%
Мед	2.068	0.016	-1.52%
Платина	979.3	7.6	0.78%
Паладии	540.67	6.52	0.78%
Алуминий	1,616.00	7.25	0.45%

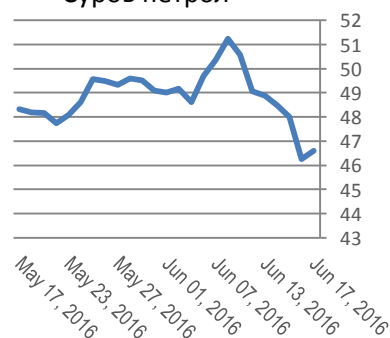
Петрол и газ	Цена	Промяна	Промяна в %
Суров петрол	46.58	0.37	0.80%
Петрол "Brent"	47.74	0.55	1.17%
Природен газ	2.59	0.004	0.15%
Мазут	1.44	0.0171	1.20%

Стоки	Цена	Промяна	Промяна в %
Царевица	428.25	3.25	0.76%
Пшеница	476.75	4.25	0.90%
Кафе	1,623.00	6	0.37%
Говеда (живи)	166.82	4.42	2.72%
Захар	531.9	-3	-0.56%

Злато



Суров петрол



Прогнози и коментари от Investing.com

Коментари от Daily FX

Webinar: Using Sentiment Trends to Build Trading Strategies: youtu.be/N5Ax9dqNORY? via @YouTube

US Dollar Unchanged Even Though CPI Data Disappointed - bit.ly/1UROoLf

Forex Trading Video: Yen Post-BoJ Collapse Slows, Brexit Bleed Into Global Risk Trends: youtu.be/heKJukLa3SI? via @YouTube

Strategy Video: The Euro's Underpriced and Serious Brexit Risk Exposure youtu.be/T_GLTV4JaPw?

Forex :: youtu.be/qmA9gss0kyM? via @YouTube

Webinar: SSI Strategy Walk-through with Historical SSI - bit.ly/1UBuXDL

Forex Webinar: SSI Strategy Walk-through with Historical SSI: youtu.be/io6PD9GbiM4? via @YouTube

May’s \$10,000 Monthly Challenge Winners - bit.ly/1Ot03B5

USD/CAD Working on a Triangle? - bit.ly/1WP9Mo2

USD/CHF Outside Day; Trading in No Man’s Land - bit.ly/1WPa5iE

Gold Daily Reversal after Taking out 2015 High - bit.ly/1WPar8W

Име	Вид	5 минути	15 минути	1 час	1 ден
EUR/USD	Moving Averages:	Sell	Neutral	Neutral	Sell
	1.1247 Indicators:	Strong Sell	Strong Sell	Strong Buy	Sell
	Summary:	Strong Sell	Sell	Buy	Sell
GBP/USD	Moving Averages:	Strong Buy	Strong Buy	Buy	Sell
	1.4251 Indicators:	Buy	Strong Buy	Strong Buy	Strong Sell
	Summary:	Strong Buy	Strong Buy	Strong Buy	Strong Sell
USD/JPY	Moving Averages:	Sell	Sell	Strong Sell	Strong Sell
	104.29 Indicators:	Strong Buy	Strong Sell	Strong Sell	Strong Sell
	Summary:	Neutral	Strong Sell	Strong Sell	Strong Sell
USD/CHF	Moving Averages:	Buy	Buy	Sell	Sell
	0.9645 Indicators:	Strong Buy	Sell	Sell	Strong Sell
	Summary:	Strong Buy	Neutral	Sell	Strong Sell
AUD/USD	Moving Averages:	Strong Buy	Buy	Buy	Neutral
	0.7385 Indicators:	Strong Buy	Sell	Strong Buy	Buy
	Summary:	Strong Buy	Neutral	Strong Buy	Neutral
EUR/GBP	Moving Averages:	Strong Sell	Strong Sell	Strong Sell	Buy
	0.7892 Indicators:	Strong Sell	Strong Sell	Strong Sell	Strong Buy
	Summary:	Strong Sell	Strong Sell	Strong Sell	Strong Buy
USD/CAD	Moving Averages:	Buy	Buy	Buy	Buy
	1.2938 Indicators:	Strong Buy	Strong Buy	Strong Sell	Buy
	Summary:	Strong Buy	Strong Buy	Neutral	Buy
NZD/USD	Moving Averages:	Buy	Buy	Buy	Strong Buy
	0.7044 Indicators:	Strong Buy	Sell	Buy	Strong Buy
	Summary:	Strong Buy	Neutral	Buy	Strong Buy
EUR/JPY	Moving Averages:	Sell	Sell	Strong Sell	Strong Sell
	117.29 Indicators:	Sell	Strong Sell	Buy	Strong Sell
	Summary:	Sell	Strong Sell	Neutral	Strong Sell
EUR/CHF	Moving Averages:	Strong Sell	Neutral	Neutral	Sell
	1.0848 Indicators:	Strong Sell	Strong Sell	Buy	Strong Sell
	Summary:	Strong Sell	Sell	Neutral	Strong Sell

*Техническите индикатори описани в горната таблица са само за информация и не следва да се приемат като идея за търговия!

Нива на съпротива и подкрепа								
Name	S3	S2	S1	Pivot Points	R1	R2	R3	
EUR/USD	1.124	1.1245	1.1247	1.1252	1.1257	1.1259	1.1264	
USD/JPY	103.99	104.09	104.16	104.26	104.36	104.43	104.53	
GBP/USD	1.4215	1.4227	1.4235	1.4247	1.4259	1.4267	1.4279	
USD/CHF	0.9633	0.9636	0.9638	0.9641	0.9644	0.9646	0.9649	
USD/CAD	1.2921	1.2926	1.2928	1.2933	1.2938	1.294	1.2945	
EUR/JPY	117	117.13	117.21	117.34	117.47	117.55	117.68	
AUD/USD	0.7365	0.7371	0.7375	0.7381	0.7387	0.7391	0.7397	
USD/CNY	6.5852	6.5858	6.5863	6.5869	6.5875	6.588	6.5886	

Издателите на този бюлетин не носят отговорност от щети претърпени от тези, които го ползват поради грешна или недостатъчна информация. Не носим отговорост поради грешно разбрана информация. Сигналите в този документ са само с цел да ориентират потребителите, а не да бъдат следвани с цел инвестиции или печалба! Този бюлетин е с цел само и единствено да даде информация за парара и борсовите стоки. Всяка търговия носи риск от загуби! За търговски сигнали се обърнете към професионалисти.