



18.5.2016 10:21

USD/BGN Pivot

Res3	1.7448
Res2	1.7376
Res1	1.7336
Pivot	1.7304
Sup1	1.7264
Sup2	1.7232
Sup3	1.7160

Volatility

USD/BGN 1 ден	0.73%
USD/BGN 7 дни	5.11%
USD/BGN 1 год.	81.18%

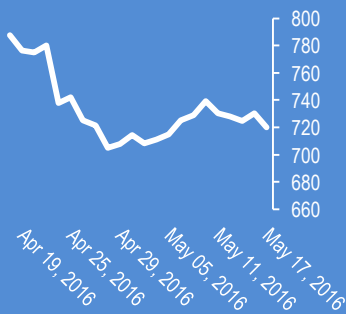
EUR/USD Pivot

Res3	1.1376
Res2	1.1340
Res1	1.1326
Pivot	1.1304
Sup1	1.1290
Sup2	1.1268
Sup3	1.1232

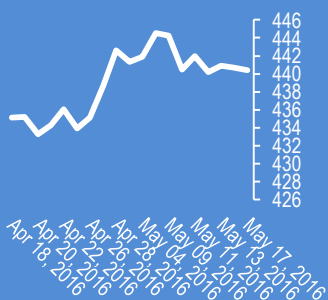
Volatility

EUR/USD 1 ден	0.48%
EUR/USD 7 дни	3.37%
EUR/USD 1 год.	53.50%

Google



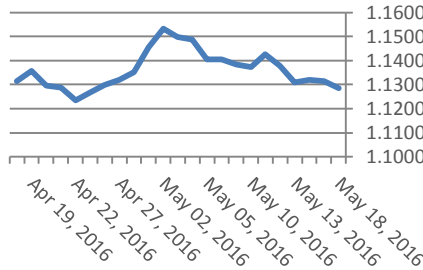
Софикс



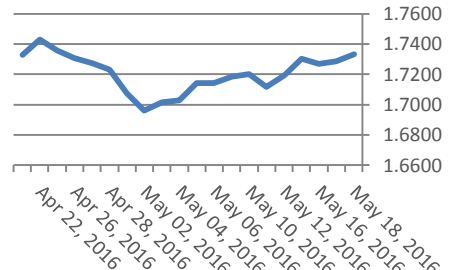
Цени на валути срещу български лев

Валута	Купува	Продава	Отваряне	Най-висока	Най-ниска	Промяна
USD/BGN	1.7277	1.7410	1.7296	1.7344	1.7272	0.0028
EUR/BGN	1.9482	1.9632	1.9566	1.9579	1.9542	-0.0005
GBP/BGN	2.4953	2.5145	2.5013	2.5049	2.4974	0.0014
CHF/BGN	1.7914	1.7929	1.7921	1.7921	1.7921	0.0000

Курс EUR/USD



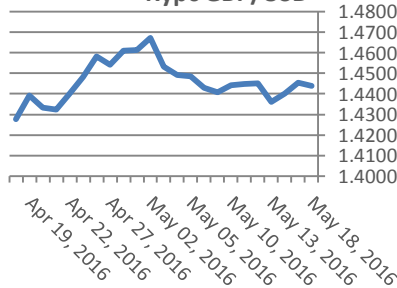
Курс USD/BGN



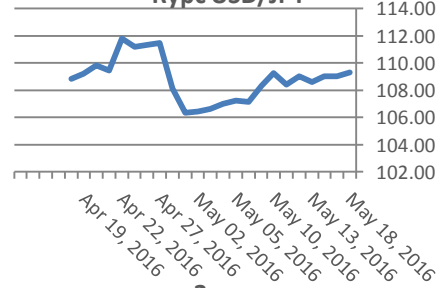
Цени на основните валути

Валута	Купува	Продава	Отваряне	Най-висока	Най-ниска	Промяна
EUR/USD	1.1280	1.1282	1.1313	1.1317	1.1281	-0.0032
USD/JPY	109.20	109.21	109.14	109.38	108.72	0.06
GBP/USD	1.4427	1.4428	1.4462	1.4464	1.4425	-0.0034
USD/CHF	0.9827	0.9829	0.9806	0.9833	0.9799	0.0022
USD/CAD	1.2946	1.2948	1.2908	1.2950	1.2902	0.0039
EUR/JPY	123.20	123.21	123.50	123.56	122.96	-0.30

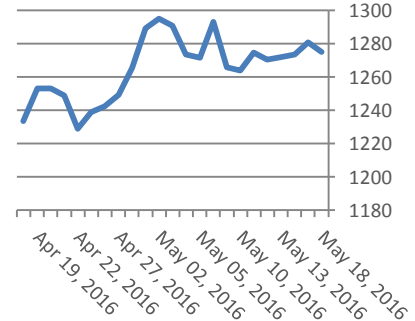
Курс GBP/USD



Курс USD/JPY



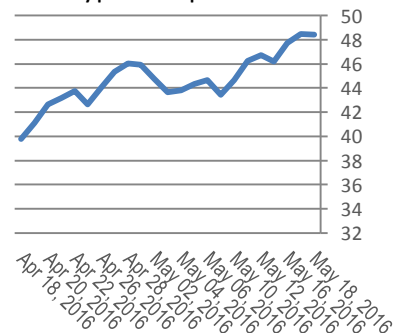
Злато



Метали	Цена	Промяна	Промяна в %
Злато	1,274.75	-2.15	-0.17%
Сребро	17.12	-0.13	-0.44%
Мед	2.068	-0.021	-0.75%
Платина	1,048.40	-6.1	-1.01%
Паладии	581.95	-2.65	-0.58%
Алуминий	1,536.50	-8.75	-0.57%

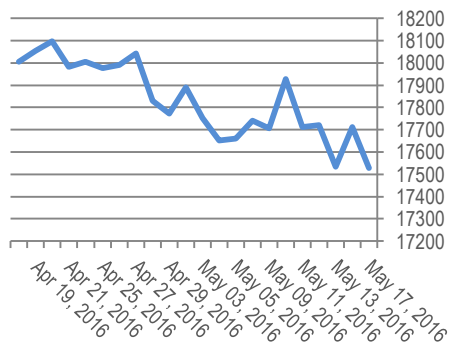
Петрол и газ	Цена	Промяна	Промяна в %
Суров петрол	48.39	0.08	0.17%
Петрол "Brent"	49.34	0.06	0.12%
Природен газ	2.05	-0.006	-0.29%
Мазут	1.47	0.0017	0.12%

Суров петрол

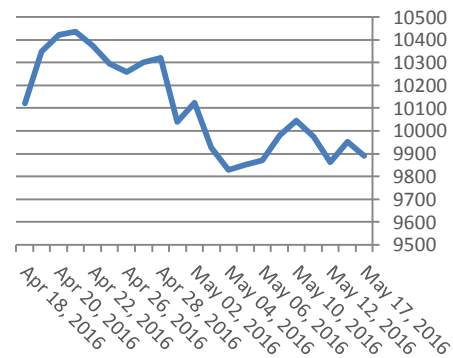


Стоки	Цена	Промяна	Промяна в %
Царевица	395.75	-0.85	-0.21%
Пшеница	478.50	-2.7	-0.56%
Кафе	1,695.50	8	0.47%
Говеда (живи)	123.26	0.23	0.19%
Захар	479.05	-2.05	-0.43%

Dow Jones index



DAX Index



Индекси	Цена	Прецишна	Най-висока	Промяна	Промяна %
Dow 30	17,529.98	17,701.46	17,469.92	-180.73	-0.0102
S&P 500	2,047.21	2,065.69	2,040.82	-19.45	-0.0094
Nasdaq	4,715.73	4,776.15	4,703.39	-59.73	-0.0125
SmallCap 2000	1,097.45	1,119.30	1,092.80	-18.75	-0.0168
S&P 500 VIX	15.57	16.12	14.48	0.89	0.0606
S&P/TSX	13,917.10	13,981.23	13,873.67	23.61	0.0017
TR Canada 50	235.25	236.34	234.56	0	0
Bovespa	50,839.45	51,946.10	50,689.36	-963.48	-0.0186
IPC	45,872.83	45,912.04	45,621.80	29.69	0.0006
DAX	9,890.19	10,080.31	9,846.91	-62.71	-0.0063
FTSE 100	6,167.77	6,215.88	6,147.16	16.37	0.0027
CAC 40	4,297.57	4,362.33	4,273.86	-14.71	-0.0034
Euro Stoxx 50	2,932.66	2,991.32	2,922.76	-18.73	-0.0063

EURIBORS 05-16-2016

Падеж	Процент
Euribor - 1 week	-0.36%
Euribor - 2 weeks	-0.36%
Euribor - 1 month	-0.35%
Euribor - 2 months	-0.29%
Euribor - 3 months	-0.26%
Euribor - 6 months	-0.14%
Euribor - 9 months	-0.08%
Euribor - 12 month:	-0.01%

USD Libor 05-16-2016

Падеж	Процент
Libor - 1 week	0.40%
Libor - 1 month	0.44%
Libor - 2 months	0.52%
Libor - 3 months	0.63%
Libor - 6 months	0.91%
Libor - 12 months	1.23%

Български ДЦК

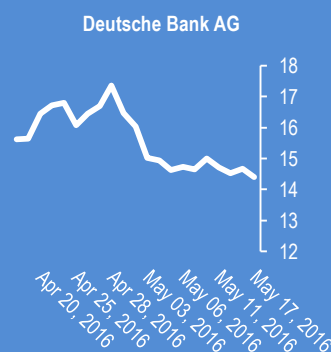
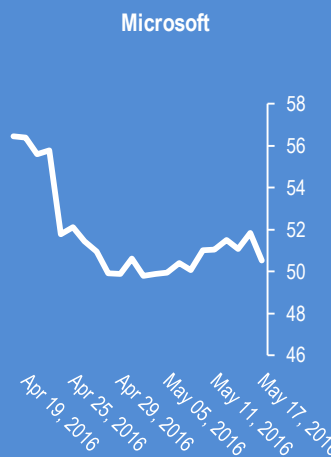
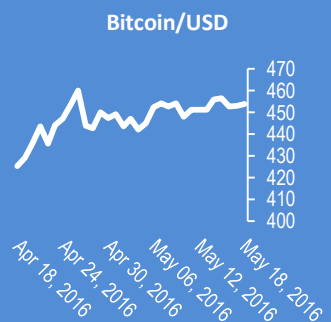
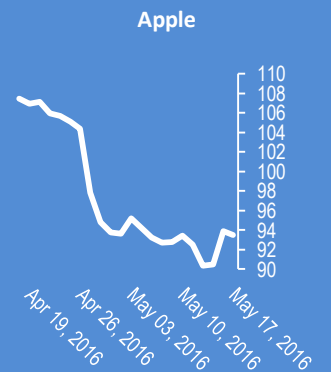
Падеж	Доходност %
1 месец	-0.360
1 година	0.155
3 години	0.599
5 години	0.895
7 години	1.700
10 години	2.500

Лихвени % Централни банки

Federal Reserve (FED)	0.50%	Bank of Japan (BOJ)	-0.10%
European Central Bank (ECB)	0.00%	Central Bank of the Russian F	11.00%
Bank of England (BOE)	0.50%	Reserve Bank of India (RBI)	6.50%
Swiss National Bank (SNB)	-0.75%	People's Bank of China (PBOC)	4.35%
Reserve Bank of Australia (RBA)	1.75%	Central Bank of Brazil (BCB)	14.25%

Календар на икономическите данни за деня

Час GMT	Валута	Събития	Текущо	Предвидено	Последно
22:45	NZD	PPI Inputs Q/Q Q1	-1.00%	0.30%	-1.20%
22:45	NZD	PPI Outputs Q/Q Q1	-0.20%	0.40%	-0.80%
23:50	JPY	GDP Q/Q Q1 P	0.40%	0.10%	-0.30%
23:50	JPY	GDP Deflator Y/Y Q1 P	0.90%	1.00%	1.50%
00:30	AUD	Westpac Leading Index M/M Apr	0.20%	0.00%	-0.10%
01:30	AUD	Wage Cost Index Q/Q Q1	0.40%	0.50%	0.50%
08:30	GBP	Jobless Claims Change Apr	0.00%	4.1K	6.7K
08:30	GBP	Claimant Count Rate Apr	0.00%	0.00%	2.10%
08:30	GBP	ILO Unemployment Rate (3M) Mar	0.00%	5.10%	5.10%
08:30	GBP	Average Weekly Earnings 3M/Y Mar	0.00%	1.70%	1.80%
09:00	EUR	Eurozone CPI M/M Apr	0.00%	0.00%	1.20%
09:00	EUR	Eurozone CPI Y/Y Apr F	0.00%	-0.20%	-0.20%
09:00	EUR	Eurozone CPI - Core Y/Y Apr F	0.00%	0.70%	0.80%
12:30	CAD	International Securities Transactions (CAD)	0.00%	10.35B	15.94B
14:30	USD	Crude Oil Inventories	0.00%	0.00%	-3.4M
18:00	USD	FOMC Minutes	0.00%	0.00%	0.00%
00:00	00:00	0	0.00%	0.00%	0.00%
00:00	00:00	0	0.00%	0.00%	0.00%
00:00	00:00	0	0.00%	0.00%	0.00%
00:00	00:00	0	0.00%	0.00%	0.00%



2016-May-18, 04:42	EUR/USD	(Kilian Signals 2016-May-18, 04:42) Вълновият анализ за 18 май е актуализиран за абонати
2016-May-18, 04:42	Индекси	(Kilian Signals 2016-May-18, 04:42) Индексът Доу Джоунс (Dow Jones) спадна вчера с 180,73 пункта (-1,02 %) до 17 529,98. Индексът S&P 500 спадна с 19,45 пункта (-0,94 %) до 2047,21 пункта
2016-May-17, 13:42	DAX	(Kilian Signals 2016-May-17, 13:42) Индексът (9867.00) тества зоната на подкрепа към 9853,00
2016-May-17, 13:32	Re: Fx alert	(Kilian Signals 2016-May-17, 13:32) Търговският сигнал навлезе на положителна територия. Преместваме S/L на В/Е
2016-May-17, 12:40	USD	(Kilian Signals 2016-May-17, 12:40) Евро-долар спадна до 1,1301 от ръстта на потребителската инфлация в САЩ
2016-May-17, 10:50	Облигации	(Kilian Signals 2016-May-17, 10:50) Финансовият бизнес ще продължава да се свива. Доходността на облигациите задълбочава негативната тенденция
2016-May-17, 10:47	EUR/USD	(Kilian Signals 2016-May-17, 10:47) Евро-долар се отблъсна от 1.1339, но краткосрочния вълнов модел остава позитивен
2016-May-17, 10:38	AUD/USD	(Kilian Signals 2016-May-17, 10:38) Австралийският долар (0.7323) се отблъсна от 0,7365, но вълновият модел остава позитивен
2016-May-17, 10:36	GBP/USD	(Kilian Signals 2016-May-17, 10:36) Паунд-долар (1.4482) се отблъсна за пореден път от зоната на Фибоначи на 1,4525
2016-May-17, 06:32	DAX	(Kilian Signals 2016-May-17, 06:32) Индексът отваря с огромна ценова дупка
2016-May-17, 06:23	USD/JPY	(Kilian Signals 2016-May-17, 06:23) Долар-йена тества зоната на съпротива към 109,30. Вълнов анализ
2016-May-17, 06:15	Fx alert	(Kilian Signals 2016-May-17, 06:15) Генериран е нов търговски сигнал
2016-May-17, 04:52	Сервизи	(Kilian Signals 2016-May-17, 04:52) USD/CAD се отблъсна от линията B-D и спадна до 1,2843, напълно според актуалния вълнов модел
2016-May-17, 04:45	САЩ	(Kilian Signals 2016-May-17, 04:45) Китайците изкупиха недвижими в САЩ за 110 млрд. долара. Link
2016-May-17, 04:43	Gold	(Kilian Signals 2016-May-17, 04:43) Сорос е декларирал покупки на 1,05 млн. акции през първото тримесечие в най-големия фонд за злато SPDR Gold Trust. Reuters

Коментари от Daily FX

Stronger U.K. Wage Growth to Encourage Larger GBP/USD Advance - bit.ly/1swYQPw

Crude Oil Prices May Turn from 7-Month High on FOMC Minutes - bit.ly/1swYV5G

Forex Strategy Video: Time Frame Matters on Entry from Themes Like Risk Trends to GBP/NZD you.u.be/x39G7UolPXg?a

Japanese Economy Recovers in 1Q GDP Data, Investors Unconvinced - bit.ly/1TePaod

Forex Trading Video: A Second Wave of UK Event Risk for GBP/USD, Are Equities Ready to Go? you.u.be/Z9naQnuwEUM?a

WTI Crude Oil Price Forecast: Up, Up, And Away - bit.ly/202OBN8

Near-term Setups in GBPUSD, USDCAD & EURUSD - bit.ly/1XjVlqL

Forex Trading Webinar: Brexit Polls: Helpful trading tools & sentiment: you.u.be/0dVUaGWNDxc?a via @YouTube

Opportunistic Long Should GBP Weaken Further Into June 23 Referendum - bit.ly/1TicJr4

GBP/USD: UK Employment Game Plan- Constructive Above 1.44 - bit.ly/1W0wadl

AUD/USD Rebound to Gather Momentum on Sticky Australia Wage Growth - bit.ly/1W0wdpH

Име	Вид	5 минути	15 минути	1 час	1 ден
EUR/USD	Moving Averages:	Strong Sell	Strong Sell	Strong Sell	Sell
	1.1268 Indicators:	Strong Sell	Strong Sell	Strong Sell	Strong Sell
	Summary:	Strong Sell	Strong Sell	Strong Sell	Strong Sell
GBP/USD	Moving Averages:	Sell	Sell	Neutral	Buy
	1.4438 Indicators:	Strong Buy	Strong Buy	Strong Sell	Neutral
	Summary:	Neutral	Neutral	Sell	Neutral
USD/JPY	Moving Averages:	Strong Buy	Strong Buy	Strong Buy	Neutral
	109.53 Indicators:	Strong Buy	Strong Buy	Strong Buy	Strong Buy
	Summary:	Strong Buy	Strong Buy	Strong Buy	Buy
USD/CHF	Moving Averages:	Strong Buy	Strong Buy	Strong Buy	Strong Buy
	0.9835 Indicators:	Strong Buy	Strong Buy	Strong Buy	Strong Buy
	Summary:	Strong Buy	Strong Buy	Strong Buy	Strong Buy
AUD/USD	Moving Averages:	Strong Sell	Strong Sell	Strong Sell	Strong Sell
	0.7265 Indicators:	Strong Sell	Strong Sell	Strong Sell	Strong Sell
	Summary:	Strong Sell	Strong Sell	Strong Sell	Strong Sell
EUR/GBP	Moving Averages:	Strong Sell	Strong Sell	Strong Sell	Sell
	0.7805 Indicators:	Strong Sell	Strong Sell	Strong Sell	Strong Sell
	Summary:	Strong Sell	Strong Sell	Strong Sell	Strong Sell
USD/CAD	Moving Averages:	Strong Buy	Strong Buy	Strong Buy	Buy
	1.297 Indicators:	Strong Buy	Strong Buy	Strong Buy	Strong Buy
	Summary:	Strong Buy	Strong Buy	Strong Buy	Strong Buy
NZD/USD	Moving Averages:	Strong Sell	Strong Sell	Strong Sell	Sell
	0.6765 Indicators:	Strong Sell	Strong Sell	Strong Sell	Strong Sell
	Summary:	Strong Sell	Strong Sell	Strong Sell	Strong Sell
EUR/JPY	Moving Averages:	Buy	Strong Buy	Buy	Neutral
	123.41 Indicators:	Strong Buy	Strong Buy	Buy	Buy
	Summary:	Strong Buy	Strong Buy	Buy	Neutral
EUR/CHF	Moving Averages:	Sell	Sell	Buy	Strong Buy
	1.1082 Indicators:	Sell	Strong Sell	Buy	Strong Buy
	Summary:	Sell	Strong Sell	Buy	Strong Buy

*Техническите индикатори описани в горната таблица са само за информация и не следва да се приемат като идея за търговия!

Нива на съпротива и подкрепа								
Name	S3	S2	S1	Pivot Points	R1	R2	R3	
EUR/USD	1.127	1.1274	1.1276	1.128	1.1284	1.1286	1.129	
USD/JPY	108.99	109.14	109.22	109.37	109.52	109.6	109.75	
GBP/USD	1.4417	1.4423	1.4428	1.4434	1.444	1.4445	1.4451	
USD/CHF	0.981	0.9816	0.9819	0.9825	0.9831	0.9834	0.984	
USD/CAD	1.2926	1.2937	1.2944	1.2955	1.2966	1.2973	1.2984	
EUR/JPY	123.02	123.15	123.24	123.37	123.5	123.59	123.72	
AUD/USD	0.725	0.7257	0.7262	0.7269	0.7276	0.7281	0.7288	
USD/CNY	6.5329	6.5332	6.5333	6.5336	6.5339	6.534	6.5343	

Издателите на този бюлетин не носят отговорност от щети претърпени от тези, които го ползват поради грешна или недостатъчна информация. Не носим отговорост поради грешно разбрана информация. Сигналите в този документ са само с цел да ориентират потребителите, а не да бъдат следвани с цел инвестиции или печалба! Този бюлетин е с цел само и единствено да даде информация за парара и борсовите стоки. Всяка търговия носи риск от загуби! За търговски сигнали се обърнете към професионалисти.