



20.5.2016 09:38

## USD/BGN Pivot

Res3	1.7495
Res2	1.7477
Res1	1.7470
<b>Pivot</b>	<b>1.7459</b>
Sup1	1.7452
Sup2	1.7441
Sup3	1.7423

## Volatility

USD/BGN 1 ден	0.78%
USD/BGN 7 дни	5.43%
USD/BGN 1 год.	86.19%

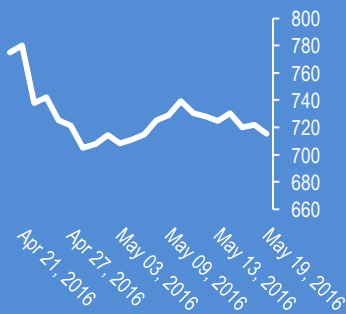
## EUR/USD Pivot

Res3	1.1238
Res2	1.1221
Res1	1.1212
<b>Pivot</b>	<b>1.1204</b>
Sup1	1.1195
Sup2	1.1187
Sup3	1.1170

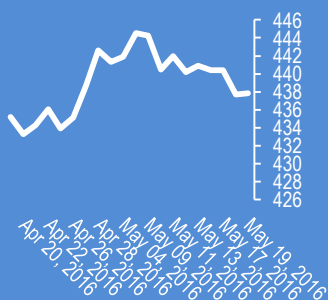
## Volatility

EUR/USD 1 ден	0.49%
EUR/USD 7 дни	3.42%
EUR/USD 1 год.	54.24%

## Google



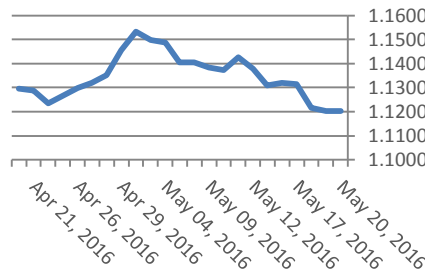
## Софикс



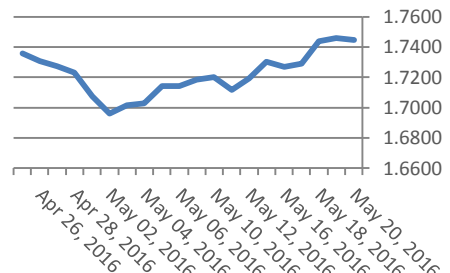
## Цени на валути срещу български лев

Валута	Купува	Продава	Отваряне	Най-висока	Най-ниска	Промяна
USD/BGN	1.7381	1.7514	1.7463	1.7466	1.7448	-0.0009
EUR/BGN	1.9484	1.9634	1.9561	1.9564	1.9556	-0.0001
GBP/BGN	2.5371	2.5567	2.5515	2.5515	2.5469	-0.0018
CHF/BGN	1.7914	1.7929	1.7921	1.7921	1.7921	0.0000

## Курс EUR/USD



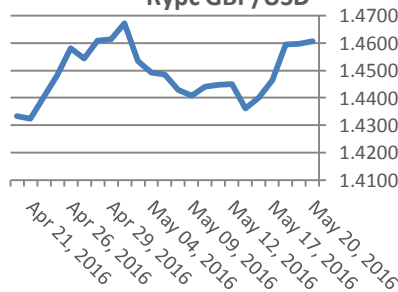
## Курс USD/BGN



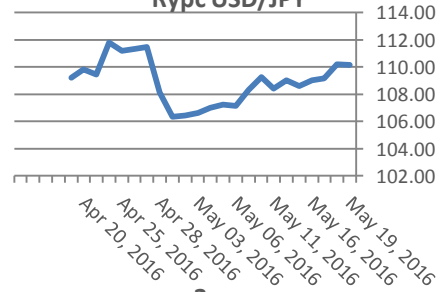
## Цени на основните валути

Валута	Купува	Продава	Отваряне	Най-висока	Най-ниска	Промяна
EUR/USD	1.1206	1.1208	1.1202	1.1214	1.1197	0.0005
USD/JPY	110.17	110.19	109.96	110.25	109.85	0.22
GBP/USD	1.4606	1.4607	1.4611	1.4611	1.4591	-0.0004
USD/CHF	0.9914	0.9916	0.9908	0.9922	0.9905	0.0007
USD/CAD	1.3090	1.3093	1.3094	1.3100	1.3077	-0.0003
EUR/JPY	123.47	123.50	123.19	123.62	123.06	0.29

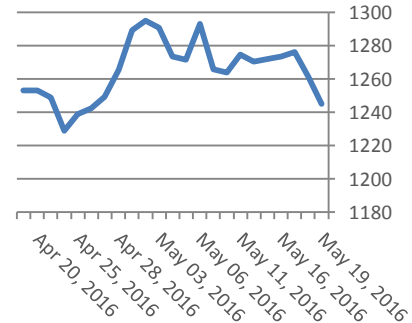
## Курс GBP/USD



## Курс USD/JPY



## Злато

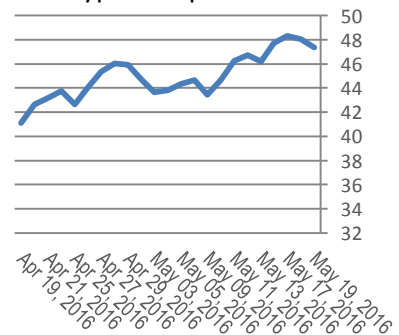


Метали	Цена	Промяна	Промяна в %
Злато	1,245.00	-29.4	-2.31%
Сребро	16.44	-0.692	-1.11%
Мед	2.056	-0.022	-4.04%
Платина	1,012.05	-30.45	-1.08%
Паладии	566.5	-13.1	-2.92%
Алуминий	1,543.50	-10.5	-0.68%

Петрол и газ	Цена	Промяна	Промяна в %
Суров петрол	47.33	-0.86	-1.78%
Петрол "Brent"	47.86	-1.07	-2.19%
Природен газ	2.01	0.006	0.30%
Мазут	1.46	-0.0256	-1.73%

Стоки	Цена	Промяна	Промяна в %
Царевица	394.75	-3.85	-0.97%
Пшеница	471.75	-8.25	-1.72%
Кафе	1,648.50	-18.5	-1.11%
Говеда (живи)	123.06	-0.27	-0.21%
Захар	473.1	-4.15	-0.87%

## Суров петрол







Прогнози и коментари от Investing.com

Коменари от Daily FX

Crude Oil and Gold Prices May Diverge on G7 Commentary - bit.ly/1U3Pdxh

Forex Trading Video: Dollar Rally Yet to Take Flight, S&P 500 Still Holds the Neckline you.tu.be/9Defo8zQDLg?a

Forex Technical Focus: Fishing for Next Low in Gold: you.tu.be/2YzE0YRqUvU?a via @YouTube

Forex Strategy Video: USD/JPY Sets Up Yen Crosses, SPX Guides Global Equities and Risk Trends you.tu.be/wh8inwQjIGI?a

USDCAD Advance to Face Canadian CPI, Retail Sales- Key Support 1.2980 - bit.ly/1W4RoqL

USD/CHF Bullish Wedge Breakout - bit.ly/1TmBoky

Gold Reaches 1240s Support; 1227 Might be Next - bit.ly/1TmBZwj

Crude at Underside of 18 Year Trendline - bit.ly/1TmBL8s

USDOLLAR at Channel Resistance - bit.ly/1TmBXV4

EUR/USD Important Support a Little Lower from 200 Day Average - bit.ly/1TmCbeM

The CAC 40 Fails to Make a Significant Change in Price - bit.ly/1VbyWM7

Име	Вид	5 минути	15 минути	1 час	1 ден
EUR/USD	Moving Averages:	Buy	Buy	Neutral	Sell
	1.1207 Indicators:	Strong Buy	Strong Buy	Strong Buy	Strong Sell
	Summary:	Strong Buy	Strong Buy	Buy	Strong Sell
GBP/USD	Moving Averages:	Buy	Strong Buy	Strong Buy	Strong Buy
	1.4607 Indicators:	Strong Buy	Strong Buy	Buy	Strong Buy
	Summary:	Strong Buy	Strong Buy	Strong Buy	Strong Buy
USD/JPY	Moving Averages:	Buy	Strong Buy	Strong Buy	Buy
	110.19 Indicators:	Strong Buy	Strong Buy	Strong Buy	Strong Buy
	Summary:	Strong Buy	Strong Buy	Strong Buy	Strong Buy
USD/CHF	Moving Averages:	Strong Buy	Strong Buy	Strong Buy	Strong Buy
	0.9915 Indicators:	Neutral	Strong Buy	Strong Buy	Strong Buy
	Summary:	Buy	Strong Buy	Strong Buy	Strong Buy
AUD/USD	Moving Averages:	Buy	Strong Buy	Buy	Strong Sell
	0.7237 Indicators:	Buy	Strong Buy	Strong Buy	Strong Sell
	Summary:	Buy	Strong Buy	Strong Buy	Strong Sell
EUR/GBP	Moving Averages:	Strong Sell	Strong Sell	Strong Sell	Strong Sell
	0.7672 Indicators:	Strong Sell	Sell	Buy	Strong Sell
	Summary:	Strong Sell	Strong Sell	Neutral	Strong Sell
USD/CAD	Moving Averages:	Strong Buy	Strong Buy	Strong Buy	Buy
	1.3091 Indicators:	Strong Buy	Strong Buy	Strong Sell	Strong Buy
	Summary:	Strong Buy	Strong Buy	Neutral	Strong Buy
NZD/USD	Moving Averages:	Buy	Buy	Neutral	Sell
	0.6764 Indicators:	Strong Buy	Sell	Strong Buy	Strong Sell
	Summary:	Strong Buy	Neutral	Buy	Strong Sell
EUR/JPY	Moving Averages:	Buy	Strong Buy	Strong Buy	Sell
	123.48 Indicators:	Strong Buy	Strong Buy	Strong Buy	Buy
	Summary:	Strong Buy	Strong Buy	Strong Buy	Neutral
EUR/CHF	Moving Averages:	Strong Buy	Strong Buy	Strong Buy	Strong Buy
	1.1113 Indicators:	Strong Buy	Strong Buy	Strong Buy	Strong Buy
	Summary:	Strong Buy	Strong Buy	Strong Buy	Strong Buy

\*Техническите индикатори описани в горната таблица са само за информация и не следва да се приемат като идея за търговия!

Нива на съпротива и подкрепа

Name	S3	S2	S1	Pivot Points	R1	R2	R3
EUR/USD	1.1196	1.1201	1.1203	1.1208	1.1213	1.1215	1.122
USD/JPY	109.97	110.03	110.06	110.12	110.18	110.21	110.27
GBP/USD	1.4587	1.4592	1.4595	1.46	1.4605	1.4608	1.4613
USD/CHF	0.9902	0.9907	0.9909	0.9914	0.9919	0.9921	0.9926
USD/CAD	1.3073	1.3077	1.3079	1.3083	1.3087	1.3089	1.3093
EUR/JPY	123.17	123.26	123.31	123.4	123.49	123.54	123.63
AUD/USD	0.7221	0.7226	0.7229	0.7234	0.7239	0.7242	0.7247
USD/CNY	6.5434	6.5439	6.5442	6.5447	6.5452	6.5455	6.546

Издателите на този бюлетин не носят отговорност от щети претърпени от тези, които го ползват поради грешна или недостатъчна информация. Не носим отговорост поради грешно разбрана информация. Сигналите в този документ са само с цел да ориентират потребителите, а не да бъдат следвани с цел инвестиции или печалба! Този бюлетин е с цел само и единствено да даде информация за парара и борсовите стоки. Всяка търговия носи риск от загуби! За търговски сигнали се обърнете към професионалисти.