



21.12.2015 09:35

USD/BGN Pivot

Res3	1.8005
Res2	1.7995
Res1	1.7991
Pivot	1.7985
Sup1	1.7981
Sup2	1.7975
Sup3	1.7965

Volatility

USD/BGN 1 ден	1.50%
USD/BGN 7 дни	10.50%
USD/BGN 1 год.	166.65%

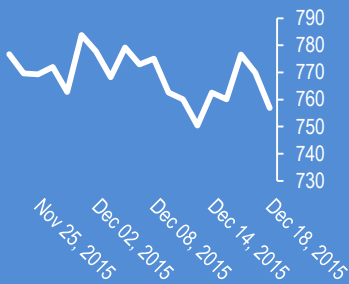
EUR/USD Pivot

Res3	1.0929
Res2	1.0896
Res1	1.0876
Pivot	1.0863
Sup1	1.0843
Sup2	1.0830
Sup3	1.0797

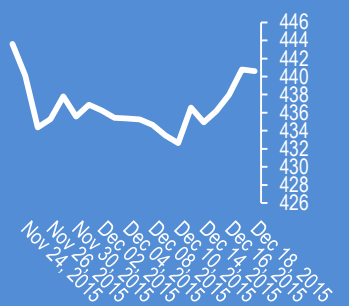
Volatility

EUR/USD 1 ден	0.89%
EUR/USD 7 дни	6.25%
EUR/USD 1 год.	99.21%

Google



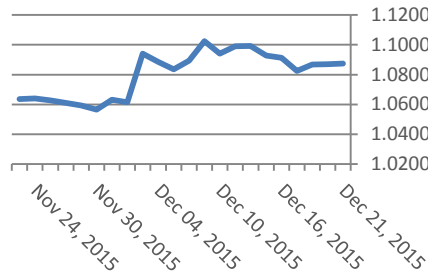
Софикс



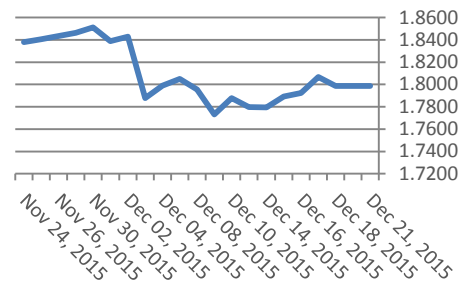
Цени на валути срещу български лев

Валута	Купува	Продава	Отваряне	Най-висока	Най-ниска	Промяна
USD/BGN	1.7879	1.8079	1.7987	1.7989	1.7979	-0.0004
EUR/BGN	1.9458	1.9658	1.9552	1.9558	1.9552	0.0003
GBP/BGN	2.6740	2.6946	2.6795	2.6843	2.6795	0.0015
CHF/BGN	1.7914	1.7929	1.7921	1.7921	1.7921	0.0000

Курс EUR/USD



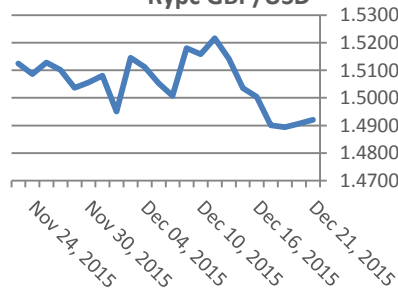
Курс USD/BGN



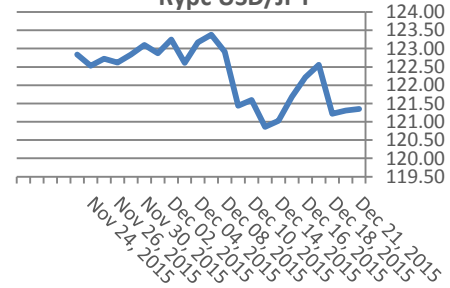
Цени на основните валути

Валута	Купува	Продава	Отваряне	Най-висока	Най-ниска	Промяна
EUR/USD	1.0873	1.0874	1.0856	1.0883	1.085	0.0007
USD/JPY	121.34	121.36	121.25	121.51	121.04	0.20
GBP/USD	1.4915	1.4917	1.4893	1.4930	1.4892	0.0018
USD/CHF	0.9925	0.9928	0.9928	0.9932	0.9908	0.0005
USD/CAD	1.3925	1.3926	1.3957	1.3963	1.3920	-0.0031
EUR/JPY	131.94	131.96	131.63	132.08	131.54	0.15

Курс GBP/USD

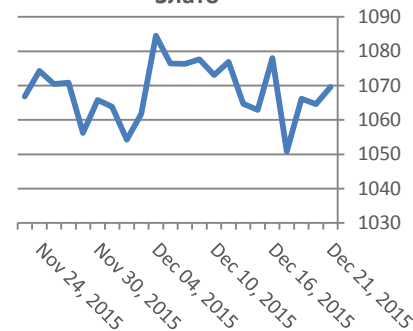


Курс USD/JPY



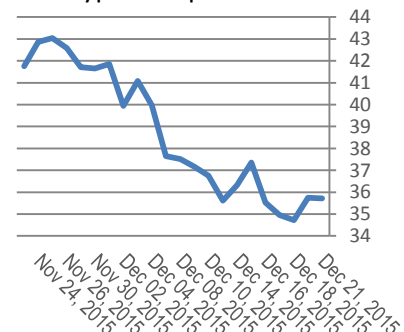
Метали	Цена	Промяна	Промяна в %
Злато	1,069.20	4.2	0.39%
Сребро	14.135	0.039	0.28%
Мед	2.116	0.006	0.31%
Платина	861.6	1.95	0.23%
Паладии	560.3	1.9	0.34%
Алуминий	1,521.00	19	1.26%

Злато



Петрол и газ	Цена	Промяна	Промяна в %
Суров петрол	35.73	-0.34	-0.93%
Петрол "Brent"	36.29	-0.36	-1.00%
Природен газ	1.826	0.061	3.49%
Мазут	1.1009	-0.0048	-0.43%

Суров петрол



Стоки	Цена	Промяна	Промяна в %
Царевица	374.13	-0.75	-0.20%
Пшеница	485.38	-0.75	-0.15%
Кафе	1,483.00	-7	-0.47%
Говеда (живи)	125.55	2.19	1.77%
Захар	413.55	6.6	1.62%

Коенари от Daily FX

EUR/USD Gaps Down at Weekly Open on Spain Election Outcome - bit.ly/1J1qgUr

Euro's Economic Calendar Thins Out Through End of Year - bit.ly/1OhCZo2

The Fed Finally Hiked Rates. Now what for the Dollar? - bit.ly/1ZjcVKZ

Forex Weekly Forecast: Fed Hikes, Dollar Drops. What's Next? - bit.ly/1ZjcX5Q

Australian Dollar Volatility Risk Remains Amid Thin Liquidity - bit.ly/1S2fP4W

Gold Holds Range Despite Fed Rate Hike-Shorts at Risk Above 1047 - bit.ly/1Yr8ThB

Canadian Dollar Hits 11-yr Low vs. USD on Wholesales Trade Data Miss & Macro Factors - bit.ly/1lehJgC

Yuan Enters Retracement Phase, Eye on Domestic Policies - bit.ly/1lehJgy

The Sterling Lining Presents a Glimmer of Hope after Dollar, Yen Drubbings - bit.ly/1ZgxoAe

USD/JPY Risks Larger Pullback on Dismal US GDP, Sticky Japan CPI - bit.ly/1ZgxoAa

EURGBP Eyes Range Resistance Toward 0.7540 - bit.ly/1TUXBkk

Име	Вид	5 минути	15 минути	1 час	1 ден
EUR/USD	Moving Averages:	Neutral	Buy	Buy	Sell
	1.0874 Indicators:	Sell	Strong Buy	Strong Buy	Sell
	Summary:	Neutral	Strong Buy	Strong Buy	Sell
GBP/USD	Moving Averages:	Sell	Sell	Sell	Strong Sell
	1.4916 Indicators:	Sell	Buy	Strong Buy	Strong Sell
	Summary:	Sell	Neutral	Neutral	Strong Sell
USD/JPY	Moving Averages:	Buy	Buy	Sell	Strong Sell
	121.37 Indicators:	Strong Buy	Buy	Strong Buy	Strong Sell
	Summary:	Strong Buy	Buy	Neutral	Strong Sell
USD/CHF	Moving Averages:	Strong Buy	Buy	Buy	Neutral
	0.9926 Indicators:	Strong Buy	Buy	Strong Sell	Sell
	Summary:	Strong Buy	Buy	Neutral	Neutral
AUD/USD	Moving Averages:	Strong Buy	Strong Buy	Strong Buy	Sell
	0.718 Indicators:	Strong Buy	Strong Buy	Strong Buy	Strong Sell
	Summary:	Strong Buy	Strong Buy	Strong Buy	Strong Sell
EUR/GBP	Moving Averages:	Sell	Buy	Buy	Strong Buy
	0.729 Indicators:	Sell	Neutral	Strong Buy	Strong Buy
	Summary:	Sell	Neutral	Strong Buy	Strong Buy
USD/CAD	Moving Averages:	Strong Sell	Strong Sell	Neutral	Strong Buy
	1.3925 Indicators:	Strong Sell	Strong Sell	Sell	Strong Buy
	Summary:	Strong Sell	Strong Sell	Neutral	Strong Buy
NZD/USD	Moving Averages:	Buy	Strong Buy	Strong Buy	Strong Buy
	0.6762 Indicators:	Strong Buy	Strong Buy	Strong Buy	Strong Buy
	Summary:	Strong Buy	Strong Buy	Strong Buy	Strong Buy
EUR/JPY	Moving Averages:	Neutral	Buy	Neutral	Strong Sell
	131.97 Indicators:	Buy	Strong Buy	Strong Buy	Strong Sell
	Summary:	Neutral	Strong Buy	Buy	Strong Sell
EUR/CHF	Moving Averages:	Strong Buy	Strong Buy	Buy	Sell
	1.0794 Indicators:	Strong Buy	Strong Buy	Buy	Strong Sell
	Summary:	Strong Buy	Strong Buy	Buy	Strong Sell

*Техническите индикатори описани в горната таблица са само за информация и не следва да се приемат като идея за търговия!

Нива на съпротива и подкрепа

Symbol	S3	S2	S1	Pivot Points	R1	R2	R3
EUR/USD	1.0865	1.0869	1.0871	1.0875	1.0879	1.0881	1.0885
GBP/USD	1.491	1.4915	1.4919	1.4924	1.4929	1.4933	1.4938
USD/JPY	121.24	121.28	121.3	121.34	121.38	121.4	121.44
USD/CHF	0.9905	0.9908	0.9911	0.9914	0.9917	0.992	0.9923
AUD/USD	0.716	0.7165	0.7168	0.7173	0.7178	0.7181	0.7186
EUR/GBP	0.7281	0.7283	0.7285	0.7287	0.7289	0.7291	0.7293
USD/CAD	1.3919	1.3922	1.3924	1.3927	1.393	1.3932	1.3935
NZD/USD	0.6745	0.6748	0.6751	0.6754	0.6757	0.676	0.6763

Издателите на този бюлетин не носят отговорност от щети претърпени от тези, които го ползват поради грешна или недостатъчна информация. Не носим отговорност поради грешно разбрана информация. Сигналите в този документ са само с цел да ориентират потребителите, а не да бъдат следвани с цел инвестиции или печалба! Този бюлетин е с цел само и единствено да даде информация за парара и борсовите стоки. Всяка търговия носи риск от загуби! За търговски сигнали се обърнете към професионалисти.