



25.5.2016 09:41

USD/BGN Pivot

Res3	1.7612
Res2	1.7581
Res1	1.7568
Pivot	1.7550
Sup1	1.7537
Sup2	1.7519
Sup3	1.7488

Volatility

USD/BGN 1 ден	0.78%
USD/BGN 7 дни	5.44%
USD/BGN 1 год.	86.40%

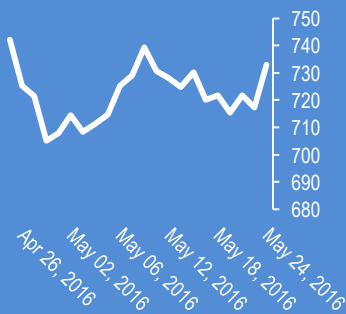
EUR/USD Pivot

Res3	1.1191
Res2	1.1168
Res1	1.1154
Pivot	1.1145
Sup1	1.1131
Sup2	1.1122
Sup3	1.1099

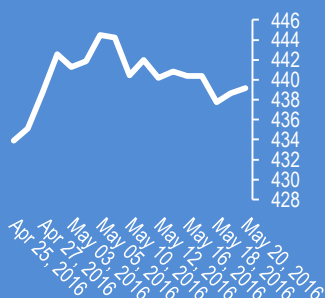
Volatility

EUR/USD 1 ден	0.49%
EUR/USD 7 дни	3.44%
EUR/USD 1 год.	54.54%

Google



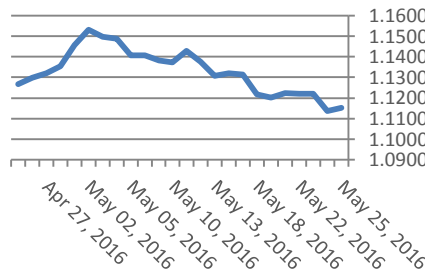
Софикс



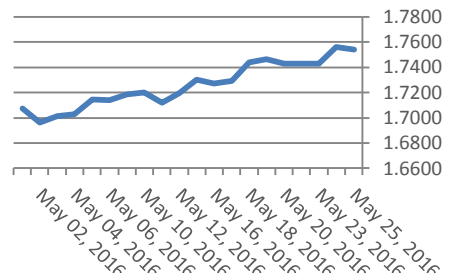
Цени на валути срещу български лев

Валута	Купува	Продава	Отваряне	Най-висока	Най-ниска	Промяна
USD/BGN	1.7440	1.7640	1.7556	1.7562	1.7531	-0.0009
EUR/BGN	1.9483	1.9633	1.9558	1.9561	1.9556	0.0000
GBP/BGN	2.5530	2.5726	2.5688	2.5694	2.5608	-0.0023
CHF/BGN	1.7914	1.7929	1.7921	1.7921	1.7921	0.0000

Курс EUR/USD



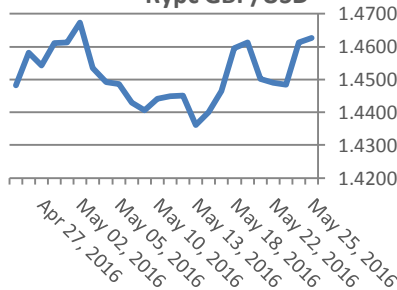
Курс USD/BGN



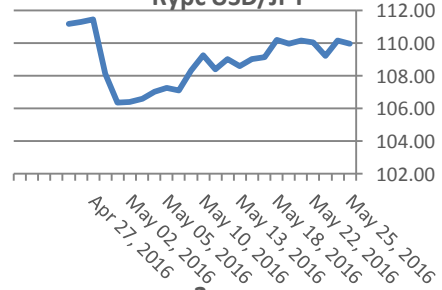
Цени на основните валути

Валута	Купува	Продава	Отваряне	Най-висока	Най-ниска	Промяна
EUR/USD	1.1153	1.1154	1.1141	1.1158	1.1135	0.0012
USD/JPY	110.04	110.05	110.00	110.19	109.87	0.05
GBP/USD	1.4630	1.4631	1.4635	1.4638	1.4604	-0.0005
USD/CHF	0.9912	0.9914	0.9934	0.9936	0.9909	-0.0021
USD/CAD	1.3087	1.3088	1.3128	1.3133	1.3087	-0.0041
EUR/JPY	122.72	122.74	122.53	122.80	122.50	0.20

Курс GBP/USD



Курс USD/JPY



Метали

Метали	Цена	Промяна	Промяна в %
Злато	1,224.25	-4.95	-0.40%
Сребро	16.27	0.016	-0.24%
Мед	2.084	0.017	0.10%
Платина	1,003.95	3	0.82%
Паладии	536.4	4.07	0.30%
Алуминий	1,542.75	-14	-0.90%

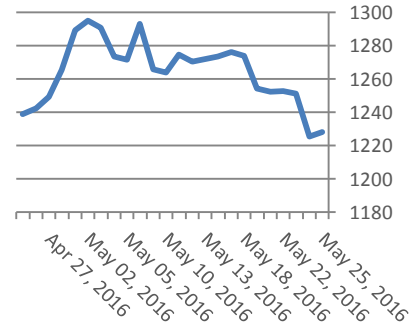
Петрол и газ

Петрол и газ	Цена	Промяна	Промяна в %
Суров петрол	49.39	0.77	1.58%
Петрол "Brent"	49.31	0.7	1.44%
Природен газ	2.14	-0.005	-0.23%
Мазут	1.51	0.0064	0.43%

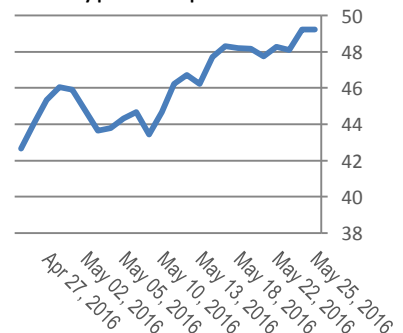
Стоки

Стоки	Цена	Промяна	Промяна в %
Царевица	397.75	-0.75	-0.19%
Пшеница	465.25	0.75	0.16%
Кафе	1,652.50	2	0.12%
Говеда (живи)	117.8	-0.35	-0.30%
Захар	469.05	-3.2	-0.68%

Злато



Суров петрол



Прогнози и коментари от Investing.com

Коментари от Daily FX

Euro Not Impressed as Greece Secures Aid Cash, Debt Relief - bit.ly/1OMnWy7

EUR/GBP Technical Analysis: Euro Sinks to 4-Month Low - bit.ly/1OMnHmz

Crude Oil Prices Aim Above \$50, Gold Breaks 3-Month Support - bit.ly/27RUF0y

US DOLLAR Technical Analysis: A Fitting Finish To May - bit.ly/20xbLvh

WTI Crude Oil Price Forecast: Support Holds As Supply Fears Fade - bit.ly/20xb5Gh

AUD/JPY Moves to Support - bit.ly/1UbOnl5

Near-term Setups in GBPUSD, GBPJPY & USDOLLAR - bit.ly/1VgZoUv

GBP/JPY Rally Approaching Initial Resistance Hurdle at 162 - bit.ly/1TUw94V

Video: London Session Review May 24, 2016 you.tu.be/YL712Qtqvi4?a

CAC 40 Advances Higher as Brexit Fears Ease - bit.ly/22ntyXb

CAC 40 Advances Higher as Brexit Fears Ease - bit.ly/22ntyXb

Име	Вид	5 минути	15 минути	1 час	1 ден
EUR/USD	Moving Averages:	Strong Buy	Buy	Sell	Strong Sell
	1.1153 Indicators:	Strong Buy	Strong Buy	Buy	Strong Sell
	Summary:	Strong Buy	Strong Buy	Neutral	Strong Sell
GBP/USD	Moving Averages:	Strong Buy	Strong Buy	Strong Buy	Strong Buy
	1.463 Indicators:	Strong Buy	Buy	Strong Buy	Strong Buy
	Summary:	Strong Buy	Strong Buy	Strong Buy	Strong Buy
USD/JPY	Moving Averages:	Buy	Strong Buy	Strong Buy	Buy
	110.05 Indicators:	Strong Buy	Buy	Buy	Strong Buy
	Summary:	Strong Buy	Strong Buy	Strong Buy	Strong Buy
USD/CHF	Moving Averages:	Strong Sell	Strong Sell	Sell	Strong Buy
	0.9913 Indicators:	Strong Sell	Strong Sell	Strong Sell	Strong Buy
	Summary:	Strong Sell	Strong Sell	Strong Sell	Strong Buy
AUD/USD	Moving Averages:	Strong Buy	Strong Buy	Strong Buy	Sell
	0.7216 Indicators:	Strong Buy	Strong Buy	Strong Buy	Strong Sell
	Summary:	Strong Buy	Strong Buy	Strong Buy	Strong Sell
EUR/GBP	Moving Averages:	Strong Sell	Strong Sell	Strong Sell	Strong Sell
	0.7623 Indicators:	Strong Sell	Sell	Sell	Strong Sell
	Summary:	Strong Sell	Strong Sell	Strong Sell	Strong Sell
USD/CAD	Moving Averages:	Strong Sell	Strong Sell	Strong Sell	Neutral
	1.3087 Indicators:	Strong Sell	Strong Sell	Strong Sell	Strong Buy
	Summary:	Strong Sell	Strong Sell	Strong Sell	Buy
NZD/USD	Moving Averages:	Strong Buy	Strong Buy	Strong Buy	Strong Sell
	0.6763 Indicators:	Strong Buy	Strong Buy	Strong Buy	Strong Sell
	Summary:	Strong Buy	Strong Buy	Strong Buy	Strong Sell
EUR/JPY	Moving Averages:	Strong Buy	Strong Buy	Buy	Strong Sell
	122.73 Indicators:	Strong Buy	Strong Buy	Strong Buy	Strong Sell
	Summary:	Strong Buy	Strong Buy	Strong Buy	Strong Sell
EUR/CHF	Moving Averages:	Strong Sell	Strong Sell	Strong Sell	Neutral
	1.1056 Indicators:	Strong Sell	Strong Sell	Strong Sell	Sell
	Summary:	Strong Sell	Strong Sell	Strong Sell	Neutral

*Техническите индикатори описани в горната таблица са само за информация и не следва да се приемат като идея за търговия!

Нива на съпротива и подкрепа

Name	S3	S2	S1	Pivot Points	R1	R2	R3
EUR/USD	1.1147	1.1149	1.1151	1.1153	1.1155	1.1157	1.1159
USD/JPY	109.81	109.86	109.9	109.95	110	110.04	110.09
GBP/USD	1.4606	1.4608	1.461	1.4612	1.4614	1.4616	1.4618
USD/CHF	0.9912	0.9915	0.9916	0.9919	0.9922	0.9923	0.9926
USD/CAD	1.3093	1.3097	1.3099	1.3103	1.3107	1.3109	1.3113
EUR/JPY	122.49	122.54	122.57	122.62	122.67	122.7	122.75
AUD/USD	0.7193	0.7198	0.7202	0.7207	0.7212	0.7216	0.7221
USD/CNY	6.5579	6.5584	6.5586	6.5591	6.5596	6.5598	6.5603

Издателите на този бюлетин не носят отговорност от щети претърпени от тези, които го ползват поради грешна или недостатъчна информация. Не носим отговорост поради грешно разбрана информация. Сигналите в този документ са само с цел да ориентират потребителите, а не да бъдат следвани с цел инвестиции или печалба! Този бюлетин е с цел само и единствено да даде информация за парара и борсовите стоки. Всяка търговия носи риск от загуби! За търговски сигнали се обърнете към професионалисти.