



25.9.2015 09:28

USD/BGN Pivot

Res3	1.7692
Res2	1.7574
Res1	1.7496
Pivot	1.7456
Sup1	1.7378
Sup2	1.7338
Sup3	1.7220

Volatility

USD/BGN 1 ден	0.62%
USD/BGN 7 дни	4.31%
USD/BGN 1 год.	68.49%

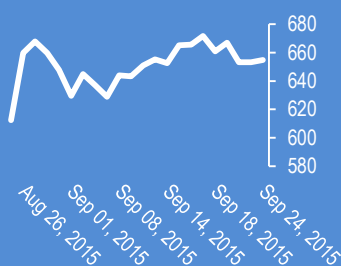
EUR/USD Pivot

Res3	1.1511
Res2	1.1369
Res1	1.1301
Pivot	1.1227
Sup1	1.1159
Sup2	1.1085
Sup3	1.0943

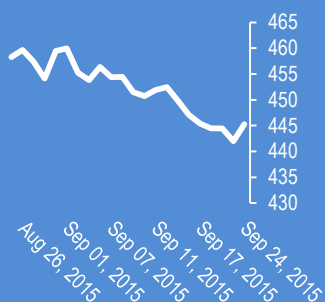
Volatility

EUR/USD 1 ден	0.51%
EUR/USD 7 дни	3.58%
EUR/USD 1 год.	56.79%

Google



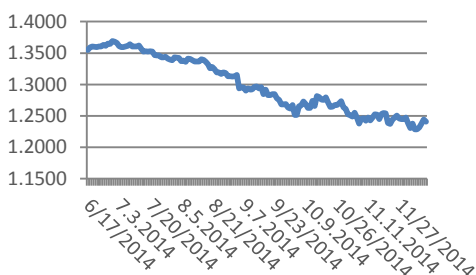
Софикс



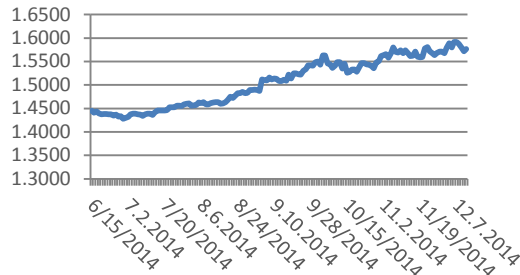
Цени на валути срещу български лев

Валута	Купува	Продава	Отваряне	Най-висока	Най-ниска	Промяна
USD/BGN	1.7532	1.7537	1.7417	1.7535	1.7417	0.0068
EUR/BGN	1.9484	1.9634	1.9558	1.9566	1.9556	0.0001
GBP/BGN	2.6681	2.6701	2.6548	2.6691	2.6548	0.0054
CHF/BGN	1.7894	1.7909	1.7853	1.7903	1.7853	0.0027

Курс EUR/USD



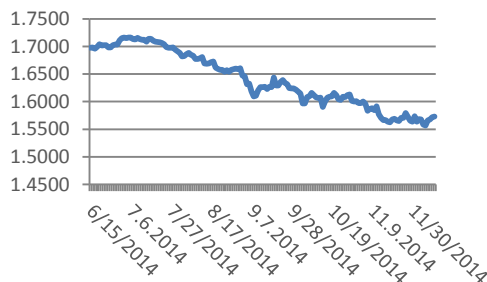
Курс USD/BGN



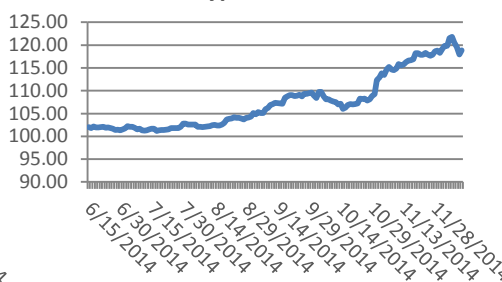
Цени на основните валути

Валута	Купува	Продава	Отваряне	Най-висока	Най-ниска	Промяна
EUR/USD	1.1153	1.1155	1.1232	1.1296	1.1154	-0.0078
USD/JPY	120.44	120.46	120.06	120.48	120.03	0.39
GBP/USD	1.5220	1.5221	1.5240	1.5240	1.5206	-0.0019
USD/CHF	0.9794	0.9796	0.9753	0.9798	0.975	0.0042
USD/CAD	1.3333	1.3336	1.3306	1.3351	1.3304	0.0029
EUR/JPY	134.34	134.36	134.90	134.92	134.12	-0.55

Курс GBP/USD



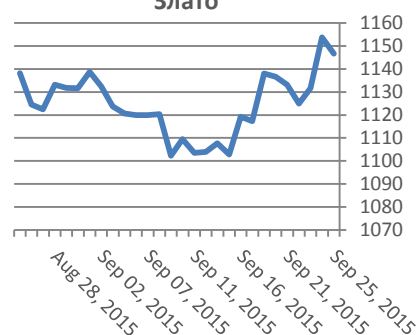
Курс USD/JPY



Метали

Метали	Цена	Промяна	Промяна в %
Злато	1,146.60	-7.2	-0.62%
Сребро	15.08	-0.05	-0.33%
Мед	2.311	0.006	0.25%
Платина	950.85	-5.05	-0.53%
Паладии	652.73	-2.8	-0.43%
Алуминий	1,585.75	3	0.19%

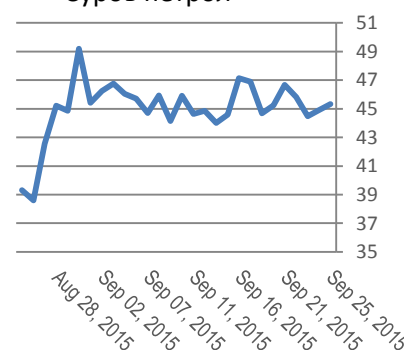
Злато



Петрол и газ

Петрол и газ	Цена	Промяна	Промяна в %
Суров петрол	45.32	0.41	0.91%
Петрол "Brent"	48.52	0.19	0.39%
Природен газ	2.601	0.013	0.52%
Мазут	1.5326	0.0031	0.21%

Суров петрол



Стоки

Стоки	Цена	Промяна	Промяна в %
Царевица	381.63	0	0.00%
Пшеница	496.75	-0.38	-0.08%
Кафе	1,563.00	17	1.10%
Говеда (живи)	131.94	0	0.00%
Захар	348.85	7.5	2.20%

Прогнози и коментари от FX Street

Прогноза EUR/USD	Нива			Посока		
Име	1 седмица	1 месец	1 тримесечие	1 седмица	1 месец	1 тримесечие
Adam Narczewski	1.1500	1.1200	1.0900	Bullish	Bearish	Bearish
Anil Panchal	1.1230	1.1450	1.0850	Bearish	Sideways	Bearish
ANZ FX Strategy Team	-	1.1100	1.0500	-	Bearish	Bearish
BMO Capital Markets Team	-	1.1100	1.1000	-	Bearish	Bearish
CIBC World Markets Team	-	1.0500	1.0800	-	Bearish	Bearish
Claudiu Cazacu	1.1520	1.1200	1.0800	Bullish	Bearish	Bearish
Danske Research Team	-	1.1200	1.1000	-	Bearish	Bearish
Haresh Menghani	1.1540	1.1370	1.1525	Bullish	Sideways	Sideways
ING Global Economics Team	-	1.1000	1.0500	-	Bearish	Bearish
J.P. Morgan Global FX Strategy	-	-	1.0800	-	-	Bearish
Jeff Langin	1.1400	-	-	Sideways	-	-
Jim Langlands	1.1400	1.1500	1.1200	Sideways	Bullish	Bearish
Lukman Otunuga	1.1500	1.1500	1.1900	Bullish	Bullish	Bullish
Matias Salord	1.1610	1.1680	1.1300	Bullish	Bullish	Sideways
NAB Global Markets Research	-	1.0500	1.0300	-	Bearish	Bearish
Nenad Kerkez	1.1570	-	-	Bullish	-	-
Rabobank Financial Markets Re	-	1.1200	1.1000	-	Bearish	Bearish
RBC Economic Research Team	-	1.0700	1.1100	-	Bearish	Bearish
Richard Perry	1.1465	1.1465	1.1200	Bullish	Sideways	Bearish
Ross Yamashita	1.1300	1.1200	1.0500	Bearish	Bearish	Bearish
Scotiabank FX Strategy Team	-	1.0800	1.0500	-	Bearish	Bearish
Scott Barkley	1.1525	1.1700	1.1550	Bullish	Bullish	Bullish
TD Securities Research Team	-	1.1100	1.0000	-	Bearish	Bearish
UOB Group Team	-	1.0900	1.1000	-	Bearish	Bearish
Valeria Bednarik	1.1550	1.1700	1.1120	Bullish	Bullish	Bearish
Westpac Institutional Bank Tear	-	1.1100	-	-	Bearish	-
Yohay Elam	1.1300	1.1000	1.0600	Bearish	Bearish	Bearish
Average	1.1458	1.1174	1.0914	Bullish	Bearish	Bearish

Коментари на анализатори

Anil Panchal:

Even after the dovish FOMC, unless a break of 1.1450 on a closing basis, chances of the EURUSD to test 1.1230 can't be denied

Lukman Otunuga:

The EURUSD has breached the 20 SMA and the MACD trades to the upside. The 1.1400 target has been hit and the next resistance resides at 1.1500.

Nenad Kerkez:

Latest FED decision and EURUSD above 1.1300 target 1.1570

Richard Perry:

There is now a bullish euro bias after FOMC failed to hike, meaning upside pressure on the range resistance \$1.1465 and possibly \$1.1700. I am a buyer into weakness but still see the range continuing.

Ross Yamashita:

The EUR/USD weekly chart looks like it could be forming a Contracting Triangle (CT). Even if this is not a CT, it looks to be moving upwards through a channel. Look for the pair to "peak" and then drop to the downside. Be sure to use stops and protect profit.

Очаквани нива за основни валутни двойки

CCY	1 седмица	1 месец	1 тримесечие	CCY	1 седмица	1 месец	1 тримесечие
EURUSD	0.0000	0.0000	0.0000	USDCAD	0.0000	0.0000	0.0000
GBPUSD	0.0000	0.0000	0.0000	NZDUSD	0.0000	0.0000	0.0000
USDJPY	0.0000	0.0000	0.0000	GBPJPY	0.0000	0.0000	0.0000
USDCHF	0.0000	0.0000	0.0000	EURJPY	0.0000	0.0000	0.0000
AUDUSD	0.0000	0.0000	0.0000	EURGBP	0.0000	0.0000	0.0000

Заглавия

1. EUR/USD weaker, drops to 1.1030
2. What to expect from the FOMC, and what the USD can do
3. EUR/USD: waiting for US data and the FOMC
4. EUR/USD bounces off lows after US consumer confidence

Издателят на този бюлетин не носят отговорност от щети претърпени от тези, които го ползват поради грешна или недостатъчна информация. Не носим отговорност поради грешно разбрана информация. Сигналите в този документ са само с цел да ориентират потребителите, а не да бъдат следвани с цел инвестиции или печалба! Този бюлетин е с цел само и единствено да даде информация за парара и борсовите стоки. Всяка търговия носи риск от загуби! За търговски сигнали се обърнете към професионалисти.