



27.4.2016 10:06

## USD/BGN Pivot

Res3	1.7360
Res2	1.7334
Res1	1.7324
<b>Pivot</b>	<b>1.7308</b>
Sup1	1.7298
Sup2	1.7282
Sup3	1.7256

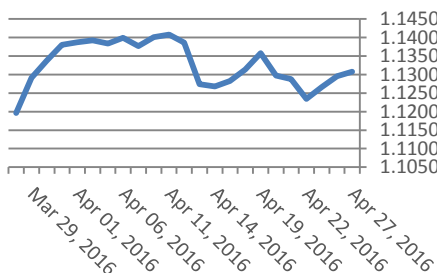
## Цени на валути срещу български лев

Валута	Купува	Продава	Отваряне	Най-висока	Най-ниска	Промяна
USD/BGN	1.7247	1.7380	1.7315	1.7317	1.7291	-0.0001
EUR/BGN	1.9482	1.9632	1.9560	1.9562	1.9542	-0.0002
GBP/BGN	2.5112	2.5305	2.5242	2.5243	2.5208	-0.0013
CHF/BGN	1.7914	1.7929	1.7921	1.7921	1.7921	0.0000

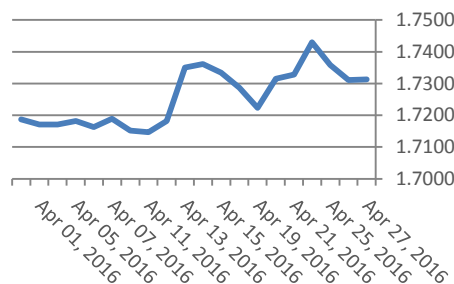
## Volatility

USD/BGN 1 ден	0.60%
USD/BGN 7 дни	4.18%
USD/BGN 1 год.	66.41%

## Курс EUR/USD



## Курс USD/BGN



## EUR/USD Pivot

Res3	1.1463
Res2	1.1380
Res1	1.1339
<b>Pivot</b>	<b>1.1297</b>
Sup1	1.1256
Sup2	1.1214
Sup3	1.1131

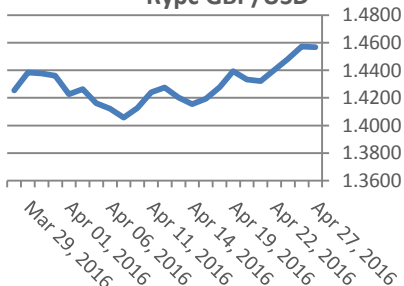
## Цени на основните валути

Валута	Купува	Продава	Отваряне	Най-висока	Най-ниска	Промяна
EUR/USD	1.1305	1.1307	1.1297	1.1339	1.1256	0.0009
USD/JPY	111.15	111.16	111.31	111.36	111.03	-0.15
GBP/USD	1.4571	1.4573	1.4583	1.4596	1.4554	-0.0011
USD/CHF	0.9727	0.9728	0.9735	0.9743	0.9725	-0.0007
USD/CAD	1.2621	1.2623	1.2604	1.2634	1.2597	0.0018
EUR/JPY	125.67	125.69	125.80	125.83	125.44	-0.12

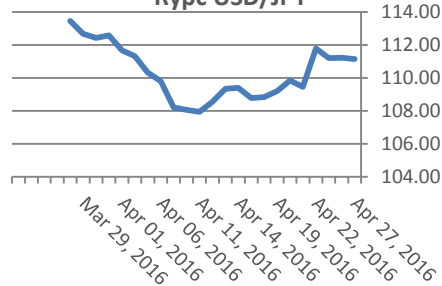
## Volatility

EUR/USD 1 ден	0.42%
EUR/USD 7 дни	2.97%
EUR/USD 1 год.	47.17%

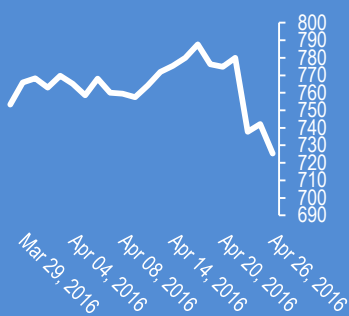
## Курс GBP/USD



## Курс USD/JPY



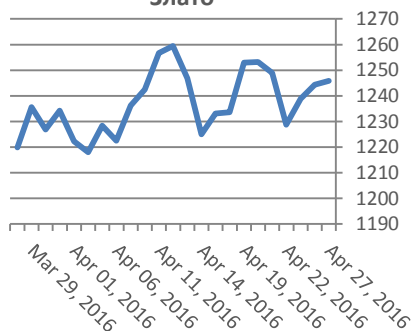
## Google



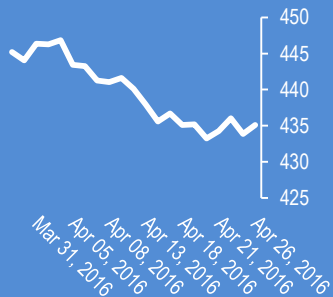
## Метали

Метали	Цена	Промяна	Промяна в %
Злато	1,246.85	3.45	0.28%
Сребро	17.345	0.235	0.15%
Мед	2.233	-0.022	1.37%
Платина	1,019.05	3.75	-0.98%
Паладий	605.85	1.18	0.37%
Алуминий	1,639.25	-3.25	-0.20%

## Злато



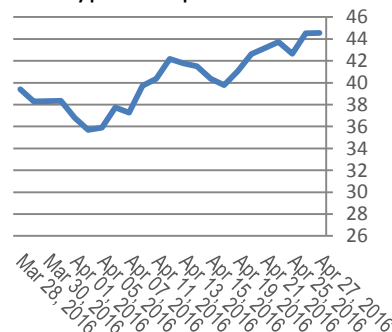
## Софикс



## Петрол и газ

Петрол и газ	Цена	Промяна	Промяна в %
Суров петрол	44.52	0.48	1.09%
Петрол "Brent"	46.09	0.51	1.12%
Природен газ	2.18	0.011	0.51%
Мазут	1.35	-0.0028	-0.21%

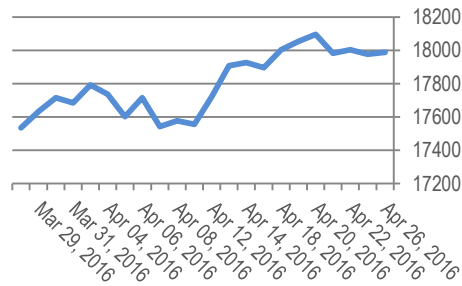
## Суров петрол



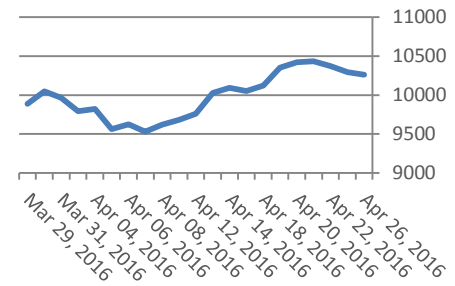
## Стоки

Стоки	Цена	Промяна	Промяна в %
Царевица	386	-1	-0.26%
Пшеница	486.50	-1.75	-0.36%
Кафе	1,552.50	19.5	1.27%
Говеда (живи)	118.6	2	1.72%
Захар	464.1	3.7	0.80%

Dow Jones index



DAX Index



Индекси	Цена	Предидшна	Най-висока	Промяна	Промяна %
Dow 30	17,990.32	18,043.77	17,934.17	13.08	0.0007
S&P 500	2,091.70	2,096.87	2,085.80	3.91	0.0019
Nasdaq	4,888.28	4,915.00	4,875.42	-7.5	-0.0015
SmallCap 2000	1,152.03	1,152.13	1,138.40	12.3	0.0108
S&P 500 VIX	13.96	14.43	13.66	-0.12	-0.0085
S&P/TSX	13,809.44	13,862.36	13,792.98	13.45	0.001
TR Canada 50	235.26	236.29	235.22	0	0
Bovespa	53,082.50	53,107.76	51,838.25	1220.79	0.0235
IPC	45,416.90	45,691.80	45,279.55	-164.3	-0.0036
DAX	10,259.59	10,385.23	10,213.55	-34.76	-0.0034
FTSE 100	6,284.52	6,297.88	6,260.92	23.6	0.0038
CAC 40	4,533.18	4,579.12	4,515.40	-12.94	-0.0028
Euro Stoxx 50	3,123.70	3,148.44	3,108.88	6.08	0.002

## EURIBORS 04-25-2016

Падеж	Процент
Euribor - 1 week	-0.36%
Euribor - 2 weeks	-0.35%
Euribor - 1 month	-0.34%
Euribor - 2 months	-0.29%
Euribor - 3 months	-0.25%
Euribor - 6 months	-0.14%
Euribor - 9 months	-0.08%
Euribor - 12 months	-0.01%

## USD Libor 04-25-2016

Падеж	Процент
Libor - 1 week	0.40%
Libor - 1 month	0.44%
Libor - 2 months	0.52%
Libor - 3 months	0.63%
Libor - 6 months	0.91%
Libor - 12 months	1.24%

## Български ДЦК

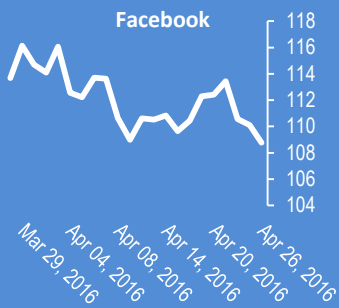
Падеж	Доходност %
1 месец	0.161
1 година	0.601
3 години	1.202
5 години	1.701
7 години	2.500
10 години	0.000

## Лихвени % Централни банки

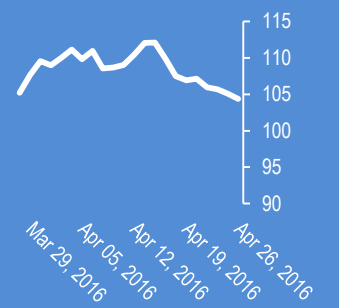
Federal Reserve (FED)	0.50%	Bank of Japan (BOJ)	-0.10%
European Central Bank (ECB)	0.00%	Central Bank of the Russian Fe	11.00%
Bank of England (BOE)	0.50%	Reserve Bank of India (RBI)	6.50%
Swiss National Bank (SNB)	-0.75%	People's Bank of China (PBOC)	4.35%
Reserve Bank of Australia (RBA)	2.00%	Central Bank of Brazil (BCB)	14.25%

## Календар на икономическите данни за деня

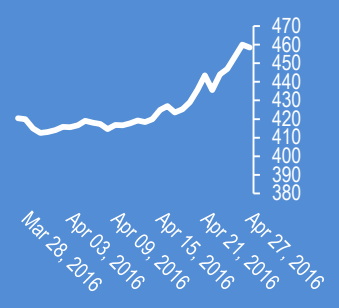
Час GMT	Валута	Събития	Текущо	Предвидено	Последно
22:45	NZD	Trade Balance (NZD) Mar	117M	405M	0.00%
01:30	AUD	CPI Q/Q Q1	-0.20%	0.20%	0.00%
01:30	AUD	CPI Y/Y Q1	1.30%	1.80%	0.00%
01:30	AUD	CPI RBA Trimmed Mean Q/Q Q1	0.20%	0.50%	0.00%
01:30	AUD	CPI RBA Trimmed Mean Y/Y Q1	1.70%	2.00%	0.00%
01:30	AUD	CPI RBA Weighted Median Q/Q Q1	0.10%	0.50%	0.00%
01:30	AUD	CPI RBA Weighted Median Y/Y Q1	1.70%	2.00%	0.00%
04:30	JPY	All Industry Activity Index M/M Feb	-1.20%	-1.30%	0.00%
06:00	EUR	German GfK Consumer Sentiment May	9.7	9.5	0.00%
06:00	CHF	UBS Consumption Indicator Mar	1.51	0.00%	0.00%
08:00	EUR	Eurozone M3 Y/Y Mar	0.00%	5.00%	0.00%
08:30	GBP	GDP Q/Q Q1 A	0.00%	0.40%	0.00%
08:30	GBP	Index of Services 3M/3M Feb	0.00%	0.20%	0.00%
10:00	GBP	CBI Retailing Reported Sales Apr	0.00%	15	0.00%
12:30	USD	Goods Trade Balance Mar	0.00%	-62.5B	0.00%
14:00	USD	Pending Home Sales M/M Mar	0.00%	0.30%	0.00%
14:30	USD	Crude Oil Inventories	0.00%	0.00%	0.00%
18:00	USD	FOMC Rate Decision	0.00%	0.50%	0.00%
21:00	NZD	RBNZ Rate Decision	0.00%	2.25%	0.00%
00:00		00:00 0	0.00%	0.00%	0.00%



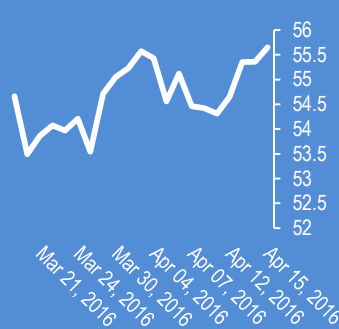
Apple



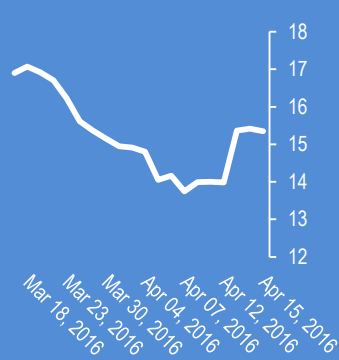
Bitcoin/USD



Microsoft



Deutsche Bank AG



2016-Apr-27, 05:54	GBP/USD	(Kilian Signals 2016-Apr-27, 05:54) &nbsp;&nbsp;&nbsp;GBP/USD се покачи вчера до 1,4638
2016-Apr-27, 05:18	Oil	(Kilian Signals 2016-Apr-27, 05:18) &nbsp;&nbsp;&nbsp;Брентът поскъпна до \$46.46. Какво предстои ?
2016-Apr-27, 05:16	AUD/JPY	(Kilian Signals 2016-Apr-27, 05:16) &nbsp;&nbsp;&nbsp;AUD/JPY спадна до 84,64, напълно според актуалния вълнов модел. Регистрация
2016-Apr-27, 05:13	AUD/USD	(Kilian Signals 2016-Apr-27, 05:13) &nbsp;&nbsp;&nbsp;AUD/USD спадна до 0,7622, напълно според вълновия модел. Регистрация
2016-Apr-27, 05:05	EUR/USD	(Kilian Signals 2016-Apr-27, 05:05) &nbsp;&nbsp;&nbsp;Вълновият анализ за 27 април е актуализиран за абонати
2016-Apr-27, 05:02	Индекси	(Kilian Signals 2016-Apr-27, 05:02) &nbsp;&nbsp;&nbsp;Индексът Доу Джоунс (Dow Jones) се покачи с +13,08 &nbsp;&nbsp;&nbsp;пункта (+0,07 %) до 17 990,32. Индексът S&P 500 се покачи с +3,91 пункта (+0,19 %) до 2091,70 пункта
2016-Apr-26, 17:06	Apple	(Kilian Signals 2016-Apr-26, 17:06) &nbsp;&nbsp;&nbsp;Apple (\$104.07).....
2016-Apr-26, 17:04	Bund	(Kilian Signals 2016-Apr-26, 17:04) &nbsp;&nbsp;&nbsp;Bund (161.50). Облигациите спадат стремително, пълно потвърждение на вълновия модел
2016-Apr-26, 14:00	EUR/USD	(Kilian Signals 2016-Apr-26, 14:00) &nbsp;&nbsp;&nbsp;Евро-долар се покачи днес до 1,1339, в съответствие с актуалния вълнов модел
2016-Apr-26, 12:54	GBP/USD	(Kilian Signals 2016-Apr-26, 12:54) &nbsp;&nbsp;&nbsp;GBP/USD (1.4605).....
2016-Apr-26, 11:13	Apple	(Kilian Signals 2016-Apr-26, 11:13) &nbsp;&nbsp;&nbsp;Остават 24 часа до финансовия отчет на Apple. Актуален вълнов модел. Регистрация&nbsp;&nbsp;&nbsp;
2016-Apr-26, 11:12	Bund	(Kilian Signals 2016-Apr-26, 11:12) &nbsp;&nbsp;&nbsp;Неративен модел. Bearish Engulfing
2016-Apr-26, 11:01	EUR/USD	(Kilian Signals 2016-Apr-26, 11:01) &nbsp;&nbsp;&nbsp;EUR/USD (1.1283). Евро-долар &nbsp;&nbsp;&nbsp;действително се отби от бариерата на 1,1300. Най-вълнуващото тепърва предстои
2016-Apr-26, 10:40	GBP/USD	(Kilian Signals 2016-Apr-26, 10:40) &nbsp;&nbsp;&nbsp;GBP/USD (1.4563). Паунда скочи с почти 100 пипса до 1,4577. Напълно според актуалния вълнов модел. Регистрация
2016-Apr-26, 08:57	Bund	(Kilian Signals 2016-Apr-26, 08:57) &nbsp;&nbsp;&nbsp;Bund (161.92). Облигациите на Германия спадат рязко, напълно в съответствие с вълновия модел от 12 април- Терминал със сегментирана вълна 5. Формалният повод за разпродажбите е &nbsp;&nbsp;&nbsp;фалита на емисията на фонда на Малайзия. Натиснат ли е паник бутона? &nbsp;&nbsp;&nbsp;

Прогнози и коментари от Investing.com

Коментари от Daily FX

NZD/USD Technical Analysis: Short Position Re-established - bit.ly/1VVh6xq

Webinar: Trading Q&A with John Kicklighter: 04.26.2016: youtu.be/Po6cz7yg2BA?a via @YouTube

Forex Trading Video: Fed, BoJ and RBNZ Decisions Ahead Threaten Heavy FX Volatility youtu.be/jUrU10SCoUM?a

Australian Dollar Swoons as Soft CPI Boosts RBA Rate Cut Bets - bit.ly/241zD0a

Forex Strategy Video: Dollar and Equities Strategy Heading for Fed Decision youtu.be/17MybwYOwR0?a

China's Market News: Lower Profits, Improved Prices - bit.ly/1WonHzC

Bearish USDNOK: Oil Breakout & Macro Trend of Weaker US Dollar - bit.ly/1WonHzx

Forex: Price Action Setups Pre-FOMC (4.26.2016): youtu.be/TT\_6FnPnIoM?a via @YouTube

Forex : GBP/USD Retail FX Sentiment Most Extreme Since Last Summer: youtu.be/Olu9aCTsU4?a via @YouTube

Forex Technical Focus: 4/26/2016 (GBP/USD): youtu.be/CSJGNi7vHcM?a via @YouTube

GBP/USD Retail FX Sentiment Most Extreme Since Last Summer - bit.ly/1XV98SS

Име	Вид	5 минути	15 минути	1 час	1 ден
EUR/USD	Moving Averages:	Strong Buy	Strong Buy	Strong Buy	Strong Buy
1.1306	Indicators:	Buy	Strong Buy	Strong Buy	Sell
	Summary:	Strong Buy	Strong Buy	Strong Buy	Neutral
GBP/USD	Moving Averages:	Buy	Buy	Buy	Strong Buy
1.4573	Indicators:	Strong Buy	Sell	Strong Sell	Strong Buy
	Summary:	Strong Buy	Neutral	Neutral	Strong Buy
USD/JPY	Moving Averages:	Sell	Buy	Buy	Sell
111.16	Indicators:	Strong Buy	Strong Buy	Strong Sell	Strong Buy
	Summary:	Neutral	Strong Buy	Neutral	Neutral
USD/CHF	Moving Averages:	Strong Sell	Strong Sell	Strong Sell	Sell
0.9728	Indicators:	Strong Sell	Strong Sell	Strong Sell	Strong Buy
	Summary:	Strong Sell	Strong Sell	Strong Sell	Neutral
AUD/USD	Moving Averages:	Sell	Strong Sell	Strong Sell	Neutral
0.7615	Indicators:	Strong Sell	Strong Sell	Strong Sell	Sell
	Summary:	Strong Sell	Strong Sell	Strong Sell	Neutral
EUR/GBP	Moving Averages:	Strong Buy	Strong Buy	Neutral	Sell
0.7759	Indicators:	Strong Buy	Strong Buy	Strong Buy	Strong Sell
	Summary:	Strong Buy	Strong Buy	Buy	Strong Sell
USD/CAD	Moving Averages:	Buy	Neutral	Sell	Strong Sell
1.2622	Indicators:	Buy	Strong Buy	Strong Buy	Strong Sell
	Summary:	Buy	Buy	Neutral	Strong Sell
NZD/USD	Moving Averages:	Neutral	Sell	Strong Sell	Buy
0.6876	Indicators:	Buy	Sell	Strong Sell	Sell
	Summary:	Neutral	Sell	Strong Sell	Neutral
EUR/JPY	Moving Averages:	Strong Buy	Strong Buy	Strong Buy	Buy
125.69	Indicators:	Strong Buy	Strong Buy	Strong Buy	Strong Buy
	Summary:	Strong Buy	Strong Buy	Strong Buy	Strong Buy
EUR/CHF	Moving Averages:	Strong Sell	Strong Sell	Neutral	Strong Buy
1.0998	Indicators:	Strong Sell	Strong Sell	Sell	Strong Buy
	Summary:	Strong Sell	Strong Sell	Neutral	Strong Buy

\*Техническите индикатори описани в горната таблица са само за информация и не следва да се приемат като идея за търговия!

Нива на съпротива и подкрепа

Name	S3	S2	S1	Pivot Points	R1	R2	R3
EUR/USD	1.1289	1.1292	1.1295	1.1298	1.1301	1.1304	1.1307
USD/JPY	110.99	111.06	111.1	111.17	111.24	111.28	111.35
GBP/USD	1.4543	1.4552	1.4557	1.4566	1.4575	1.458	1.4589
USD/CHF	0.9733	0.9735	0.9736	0.9738	0.974	0.9741	0.9743
USD/CAD	1.2605	1.261	1.2613	1.2618	1.2623	1.2626	1.2631
EUR/JPY	125.41	125.47	125.52	125.58	125.64	125.69	125.75
AUD/USD	0.7616	0.7621	0.7625	0.763	0.7635	0.7639	0.7644
USD/CNY	6.4898	6.4903	6.4906	6.4911	6.4916	6.4919	6.4924

Издателите на този бюлетин не носят отговорност от щети претърпени от тези, които го ползват поради грешна или недостатъчна информация. Не носим отговорност поради грешно разбрана информация. Сигналите в този документ са само с цел да ориентират потребителите, а не да бъдат следвани с цел инвестиции или печалба! Този бюлетин е с цел само и единствено да даде информация за парара и борсовите стоки. Всяка търговия носи риск от загуби! За търговски сигнали се обърнете към професионалисти.