



27.6.2016 10:06

USD/BGN Pivot

Res3	1.7989
Res2	1.7818
Res1	1.7704
Pivot	1.7647
Sup1	1.7533
Sup2	1.7476
Sup3	1.7305

Volatility

USD/BGN 1 ден	1.38%
USD/BGN 7 дни	9.68%
USD/BGN 1 год.	153.60%

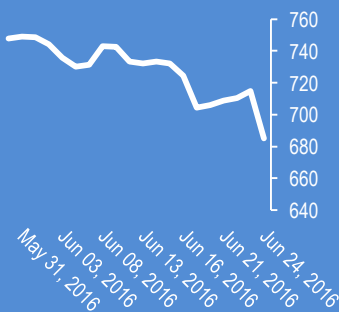
EUR/USD Pivot

Res3	1.1205
Res2	1.1114
Res1	1.1062
Pivot	1.1023
Sup1	1.0971
Sup2	1.0932
Sup3	1.0841

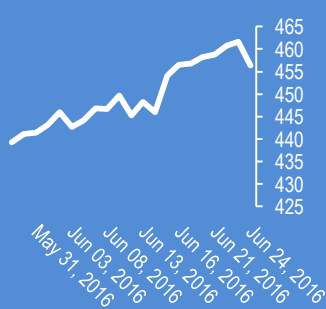
Volatility

EUR/USD 1 ден	1.07%
EUR/USD 7 дни	7.46%
EUR/USD 1 год.	118.47%

Google



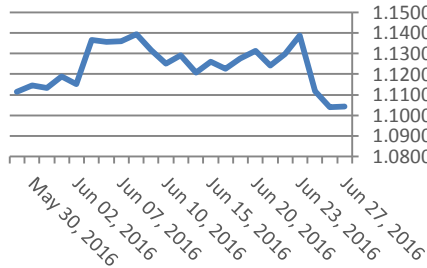
Софикс



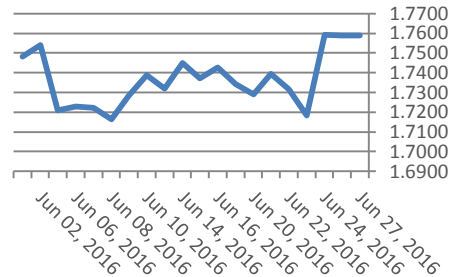
Цени на валути срещу български лев

Валута	Купува	Продава	Отваряне	Най-висока	Най-ниска	Промяна
USD/BGN	1.7598	1.7798	1.7590	1.7761	1.7590	0.0060
EUR/BGN	1.9485	1.9635	1.9558	1.9563	1.9555	-0.0013
GBP/BGN	2.3661	2.3844	2.4066	2.4066	2.3748	-0.0144
CHF/BGN	1.7914	1.7929	1.7921	1.7921	1.7921	0.0000

Курс EUR/USD



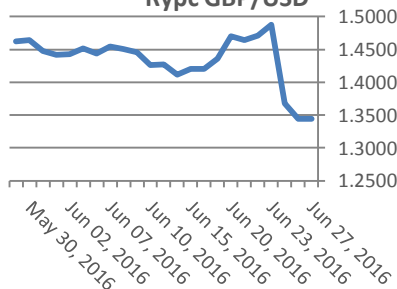
Курс USD/BGN



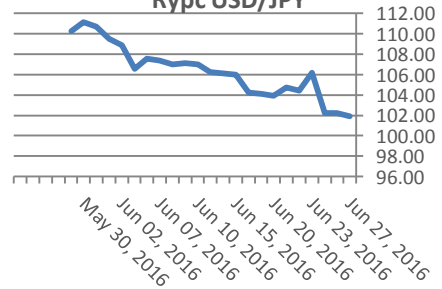
Цени на основните валути

Валута	Купува	Продава	Отваряне	Най-висока	Най-ниска	Промяна
EUR/USD	1.1044	1.1046	1.1010	1.1075	1.0984	-0.0072
USD/JPY	101.86	101.88	101.54	102.47	101.47	-0.36
GBP/USD	1.3442	1.3446	1.3428	1.3488	1.3356	-0.0236
USD/CHF	0.9733	0.9736	0.9758	0.9760	0.9707	-0.0001
USD/CAD	1.3039	1.3041	1.3050	1.3087	1.3014	0.0034
EUR/JPY	112.50	112.53	111.81	113.25	111.66	-1.12

Курс GBP/USD



Курс USD/JPY



Метали

Метали	Цена	Промяна	Промяна в %
Злато	1,331.05	8.65	0.65%
Сребро	17.83	0.017	0.72%
Мед	2.138	0.022	0.10%
Платина	993.3	27.9	1.04%
Паладии	553.95	5.72	2.89%
Алуминий	1,617.75	2	0.12%

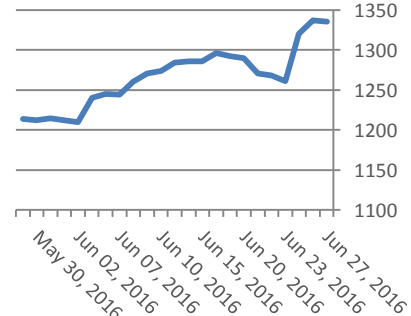
Петрол и газ

Петрол и газ	Цена	Промяна	Промяна в %
Суров петрол	47.63	-0.01	-0.02%
Петрол "Brent"	49.17	0.13	0.27%
Природен газ	2.69	0	0.00%
Мазут	1.48	0.0095	0.65%

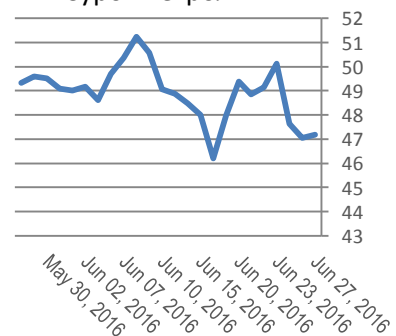
Стоки

Стоки	Цена	Промяна	Промяна в %
Царевица	395.5	3	0.76%
Пшеница	469.00	3.5	0.75%
Кафе	1,637.00	-51	-3.02%
Говеда (живи)	170	0	0.00%
Захар	532.3	-3.45	-0.64%

Злато



Суров петрол



Прогнози и коментари от Investing.com

Коментари от Daily FX

USD/CAD Prepares for a Bullish Breakout - bit.ly/28TIY5e

USD/CAD Prepares for a Bullish Breakout - bit.ly/28TIY5e

USD/CAD Prepares for a Bullish Breakout - bit.ly/28TIY5e

USD/CAD Prepares for a Bullish Breakout - bit.ly/28TIY5e

USD/CAD Prepares for a Bullish Breakout - bit.ly/28TIY5e

Brexit Vote Generates Extreme Moves from Pound, Dollar, Markets - bit.ly/28RMskC

USDollar Soars on Brexit, Safety and Reserve Appetite Strong Winds - bit.ly/28RLu7S

Anti-EU Sentiment in Brexit to Hang Over Weekend Spanish Election - bit.ly/28RLuER

Brexit Aftermath Analysis Directory - bit.ly/28Rmlx7

Brexit Aftermath Analysis Directory - bit.ly/28RFE6o

Strategy Video: Has Brexit Finally Tipped Global Risk Aversion? youtu.be/5rhuaBdhvOQ?a

Име	Вид	5 минути	15 минути	1 час	1 ден
EUR/USD	Moving Averages:	Strong Buy	Buy	Sell	Strong Sell
	1.1044 Indicators:	Strong Buy	Strong Buy	Strong Sell	Strong Sell
	Summary:	Strong Buy	Strong Buy	Strong Sell	Strong Sell
GBP/USD	Moving Averages:	Strong Buy	Neutral	Sell	Strong Sell
	1.3443 Indicators:	Strong Buy	Strong Buy	Strong Sell	Strong Sell
	Summary:	Strong Buy	Buy	Strong Sell	Strong Sell
USD/JPY	Moving Averages:	Buy	Neutral	Sell	Strong Sell
	101.88 Indicators:	Strong Buy	Strong Buy	Strong Sell	Strong Sell
	Summary:	Strong Buy	Buy	Strong Sell	Strong Sell
USD/CHF	Moving Averages:	Strong Sell	Sell	Buy	Buy
	0.9735 Indicators:	Strong Sell	Strong Sell	Strong Buy	Strong Buy
	Summary:	Strong Sell	Strong Sell	Strong Buy	Strong Buy
AUD/USD	Moving Averages:	Strong Buy	Neutral	Sell	Neutral
	0.7418 Indicators:	Strong Buy	Strong Buy	Strong Sell	Buy
	Summary:	Strong Buy	Buy	Strong Sell	Neutral
EUR/GBP	Moving Averages:	Sell	Neutral	Buy	Strong Buy
	0.8216 Indicators:	Strong Sell	Strong Sell	Strong Buy	Strong Buy
	Summary:	Strong Sell	Sell	Strong Buy	Strong Buy
USD/CAD	Moving Averages:	Strong Sell	Sell	Buy	Strong Buy
	1.304 Indicators:	Strong Sell	Strong Sell	Strong Buy	Strong Buy
	Summary:	Strong Sell	Strong Sell	Strong Buy	Strong Buy
NZD/USD	Moving Averages:	Strong Sell	Sell	Sell	Buy
	0.7064 Indicators:	Buy	Strong Buy	Strong Sell	Buy
	Summary:	Neutral	Neutral	Strong Sell	Buy
EUR/JPY	Moving Averages:	Strong Buy	Neutral	Sell	Strong Sell
	112.52 Indicators:	Strong Buy	Strong Buy	Strong Sell	Strong Sell
	Summary:	Strong Buy	Buy	Strong Sell	Strong Sell
EUR/CHF	Moving Averages:	Neutral	Sell	Sell	Strong Sell
	1.0752 Indicators:	Strong Buy	Strong Buy	Sell	Strong Sell
	Summary:	Buy	Neutral	Sell	Strong Sell

*Техническите индикатори описани в горната таблица са само за информация и не следва да се приемат като идея за търговия!

Нива на съпротива и подкрепа

Name	S3	S2	S1	Pivot Points	R1	R2	R3
EUR/USD	1.1007	1.1017	1.1022	1.1032	1.1042	1.1047	1.1057
USD/JPY	101.45	101.53	101.58	101.66	101.74	101.79	101.87
GBP/USD	1.3383	1.339	1.3394	1.3401	1.3408	1.3412	1.3419
USD/CHF	0.9726	0.9733	0.9737	0.9744	0.9751	0.9755	0.9762
USD/CAD	1.303	1.3038	1.3043	1.3051	1.3059	1.3064	1.3072
EUR/JPY	111.71	111.88	111.99	112.16	112.33	112.44	112.61
AUD/USD	0.7392	0.7398	0.7401	0.7407	0.7413	0.7416	0.7422
USD/CNY	6.638	6.6386	6.6391	6.6397	6.6403	6.6408	6.6414

Издателите на този бюлетин не носят отговорност от щети претърпени от тези, които го ползват поради грешна или недостатъчна информация. Не носим отговорост поради грешно разбрана информация. Сигналите в този документ са само с цел да ориентират потребителите, а не да бъдат следвани с цел инвестиции или печалба! Този бюлетин е с цел само и единствено да даде информация за парара и борсовите стоки. Всяка търговия носи риск от загуби! За търговски сигнали се обърнете към професионалисти.