



29.10.2015 08:58

## USD/BGN Pivot

Res3	1.7930
Res2	1.7916
Res1	1.7910
<b>Pivot</b>	<b>1.7902</b>
Sup1	1.7896
Sup2	1.7888
Sup3	1.7874

## Цени на валути срещу български лев

Валута	Купува	Продава	Отваряне	Най-висока	Най-ниска	Промяна
USD/BGN	1.7838	1.7975	1.7904	1.7908	1.7894	0.0002
EUR/BGN	1.9484	1.9634	1.9559	1.9563	1.9555	0.0000
GBP/BGN	2.7235	2.7445	2.7324	2.7345	2.7321	0.0006
CHF/BGN	1.7914	1.7929	1.7921	1.7921	1.7921	0.0000

## Volatility

USD/BGN 1 ден	1.02%
USD/BGN 7 дни	7.14%
USD/BGN 1 год.	113.31%

## EUR/USD Pivot

Res3	1.1368
Res2	1.1170
Res1	1.1046
<b>Pivot</b>	<b>1.0972</b>
Sup1	1.0848
Sup2	1.0774
Sup3	1.0576

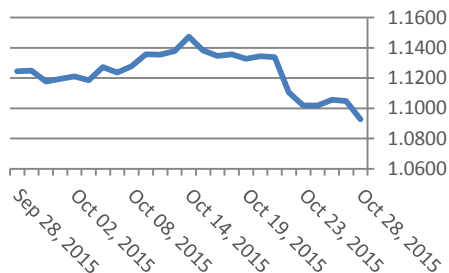
## Цени на основните валути

Валута	Купува	Продава	Отваряне	Най-висока	Най-ниска	Промяна
EUR/USD	1.0927	1.0929	1.0923	1.1095	1.0897	0.0005
USD/JPY	121.00	121.02	121.09	121.18	121.00	-0.08
GBP/USD	1.5267	1.5269	1.5266	1.5272	1.5263	0.0002
USD/CHF	0.9935	0.9938	0.9944	0.9945	0.9934	-0.0007
USD/CAD	1.3192	1.3194	1.3193	1.3201	1.3188	0
EUR/JPY	132.23	132.25	132.25	132.40	132.14	-0.01

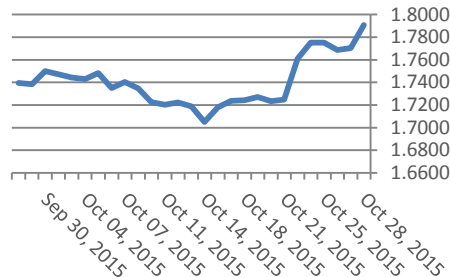
## Volatility

EUR/USD 1 ден	0.71%
EUR/USD 7 дни	4.96%
EUR/USD 1 год.	78.73%

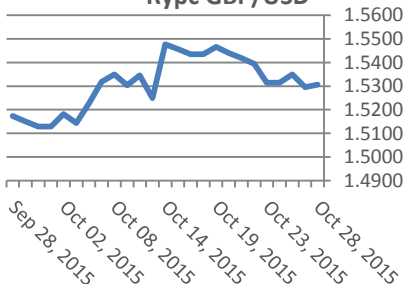
### Курс EUR/USD



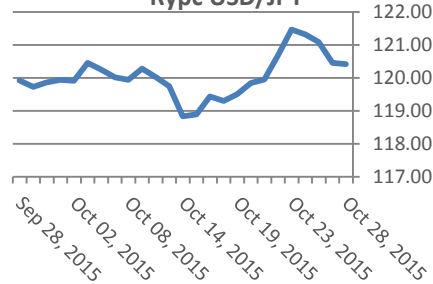
### Курс USD/BGN



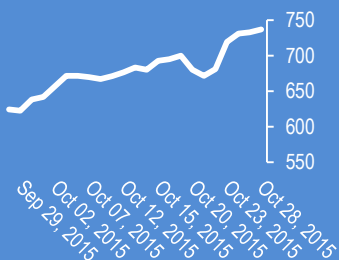
### Курс GBP/USD



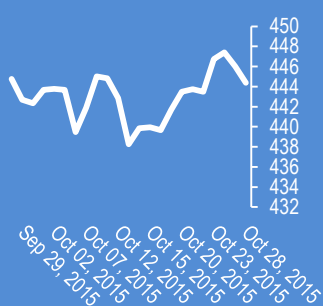
### Курс USD/JPY



## Google

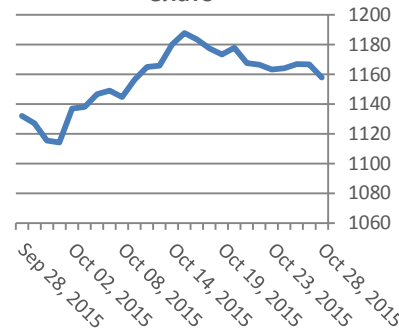


## Софикс



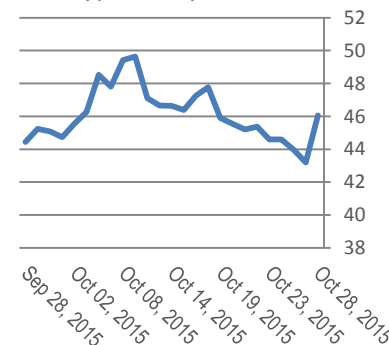
Метали	Цена	Промяна	Промяна в %
Злато	1,158.30	-17.8	-1.51%
Сребро	15.925	-0.368	-2.26%
Мед	2.36	-0.005	-0.23%
Платина	1,001.65	-1.75	-0.17%
Паладии	679.9	-1.43	-0.21%
Алуминий	46.01	0.07	0.15%

## Злато



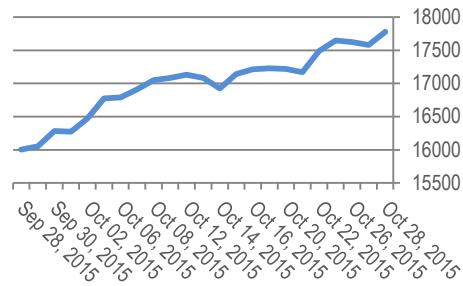
Петрол и газ	Цена	Промяна	Промяна в %
Суров петрол	2.303	0.004	0.17%
Петрол "Brent"	1.50	-0.0048	-0.32%
Природен газ	1.3365	-0.0013	-0.10%
Мазут	449.63	-1.75	-0.39%

## Суров петрол

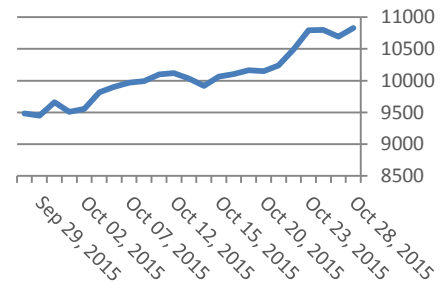


Стоки	Цена	Промяна	Промяна в %
Царевица	505.88	-3.12	-0.61%
Пшеница	1,742.25	0.5	0.03%
Кафе	3,203.50	19	0.60%
Говеда (живи)	14.63	0.22	1.53%
Захар	119.25	1.95	1.66%

Dow Jones index



DAX Index



Индекси	Цена	Предишна	Най-висока	Промяна	Промяна %
Dow 30	17,779.52	17,779.95	17,556.71	198.09	0.0113
S&P 500	2,090.35	2,090.35	2,063.11	24.46	0.0118
Nasdaq	5,095.7	5,095.7	5,019.6	65.5	0.013
SmallCap 2000	1,178.15	1,178.65	1,146.85	31.8	0.0277
S&P 500 VIX	14.33	15.73	12.8	-1.1	-0.0713
S&P/TSX	13,863.16	13,911.81	13,727.51	163.56	0.0119
TR Canada 50	239.61	239.8	237.32	2.86	0.0121
Bovespa	46,740.85	47,441.50	46,388.14	-302.1	-0.0064
IPC	44,741.68	44,933.14	44,585.50	43.67	0.001
DAX	10,831.96	10,848.41	10,691.63	139.77	0.0131
FTSE 100	6,437.80	6,448.46	6,355.78	72.53	0.0114
CAC 40	4,890.58	4,907.84	4,848.50	43.51	0.009
Euro Stoxx 50	3,421.09	3,429.55	3,383.77	40.08	0.0119

## EURIBORS 10-27-2015

Падеж	Процент
Euribor - 1 week	-0.15%
Euribor - 2 weeks	-0.15%
Euribor - 1 month	-0.12%
Euribor - 2 months	-0.08%
Euribor - 3 months	-0.07%
Euribor - 6 months	0.01%
Euribor - 9 months	0.05%
Euribor - 12 month	0.11%

## Лихвени % Централни банки

Federal Reserve (FED)	0.00%-0.25%	Bank of Japan (BOJ)	0.10%
European Central Bank (ECB)	0.0005	Central Bank of the Russian F	11.00%
Bank of England (BOE)	0.005	Reserve Bank of India (RBI)	6.75%
Swiss National Bank (SNB)	-0.0075	People's Bank of China (PBO)	4.35%
Reserve Bank of Australia (RBA)	0.02	Central Bank of Brazil (BCB)	14.25%

## USD Libor 10-27-2015

Падеж	Процент
Libor - 1 week	0.15%
Libor - 1 month	0.19%
Libor - 2 months	0.25%
Libor - 3 months	0.32%
Libor - 6 months	0.53%
Libor - 12 months	0.84%

## Български ДЦК

Падеж	Доходност %
1 месец	0.070
1 година	0.475
3 години	0.760
5 години	1.263
7 години	1.912
10 години	2.800

## Календар на икономическите данни за деня

Час GMT	Валута	Събития	Текущо	Предвидено	Последно
20:00	NZD	RBNZ Rate Decision	0.0275	0.0275	0.0275
23:50	JPY	Industrial Production M/M Sep	0.01	-0.006	-0.012
00:30	AUD	Import Price Index Q/Q Q3	0.014	0.01	0.014
08:55	EUR	German Unemployment Change Oct	0	-4K	2k
09:30	GBP	Mortgage Approvals Sep	0	73K	71.0k
10:00	EUR	Eurozone Economic Confidence Oct	0	105.2	105.6
10:00	EUR	Eurozone Business Climate Indicator Oct	0	0.32	0.34
10:00	EUR	Eurozone Industrial Confidence Oct	0	-2.8	-2.2
10:00	EUR	Eurozone Services Confidence Oct	0	12	12.4
10:00	EUR	Eurozone Consumer Confidence (OCT F)	0	-7.7	-7.7
11:00	GBP	CBI Reported Sales Oct	0	35	49
12:30	USD	Initial Jobless Claims (OCT 24)	0	264K	259K
12:30	USD	GDP (Annualized) Q3 A	0	0.019	0.039
12:30	USD	GDP Price Index Q3 A	0	0.015	0.021
12:30	CAD	Industrial Product Price M/M Sep	0	0	-0.003
12:30	CAD	Raw Materials Price Index M/M Sep	0	0	-0.066
13:00	EUR	German CPI M/M Oct P	0	-0.001	-0.002
13:00	EUR	German CPI Y/Y Oct P	0	0.002	0
14:00	USD	Pending Home Sales M/M Sep	0	0.002	-0.014
14:30	USD	Natural Gas Storage	0	0	81B



Прогнози от Investing.com

Коенари от Daily FX

Име	Вид	5 минути	15 минути	1 час	1 ден
EUR/USD EUR/GBP Technical Analysis: Euro Slides to 2-Month Low - bit.ly/1ijBx5z	Moving Averages:	Buy	Sell	Sell	Strong Sell
	1.0928 Indicators:	Buy	Neutral	Strong Sell	Strong Sell
	Summary:	Buy	Neutral	Strong Sell	Strong Sell
GBP/USD New Zealand Dollar Climbs as RBNZ Implements Wait and See Approach - bit.ly/1PRJdK6	Moving Averages:	Buy	Sell	Sell	Strong Sell
	1.5268 Indicators:	Strong Buy	Strong Buy	Strong Sell	Strong Sell
	Summary:	Strong Buy	Neutral	Strong Sell	Strong Sell
USD/JPY EUR/USD Technical Analysis: Short Trade Hits First Target - bit.ly/1ijqslD	Moving Averages:	Sell	Neutral	Buy	Buy
	121.01 Indicators:	Strong Sell	Strong Sell	Strong Buy	Strong Buy
	Summary:	Strong Sell	Sell	Strong Buy	Strong Buy
USD/CHF EUR/JPY in Free Fall Ahead of BoJ Bearish Sub 134 - bit.ly/1S9YrsZ	Moving Averages:	Sell	Buy	Buy	Strong Buy
	0.9936 Indicators:	Sell	Strong Sell	Strong Buy	Strong Buy
	Summary:	Sell	Neutral	Strong Buy	Strong Buy
AUD/USD Fed Holds Rates but Dollar Still Rallies as Doves Caught Off Guard - bit.ly/1S9YqWb	Moving Averages:	Sell	Strong Sell	Strong Sell	Strong Sell
	0.7099 Indicators:	Strong Sell	Strong Sell	Strong Sell	Strong Sell
	Summary:	Strong Sell	Strong Sell	Strong Sell	Strong Sell
EUR/GBP Price & Time: USDOLLAR &#150; Quarterly Opening Range Break Ahead? - bit.ly/1RBjMus	Moving Averages:	Sell	Strong Sell	Strong Sell	Strong Sell
	0.7157 Indicators:	Sell	Sell	Strong Sell	Strong Sell
	Summary:	Sell	Strong Sell	Strong Sell	Strong Sell
USD/CAD EUR/USD to Find Near-Term Relief on Delayed Fed Rate-Hike - bit.ly/1M1XYZg	Moving Averages:	Sell	Strong Sell	Buy	Strong Buy
	1.3193 Indicators:	Sell	Buy	Sell	Strong Buy
	Summary:	Sell	Neutral	Neutral	Strong Buy
NZD/USD Title is Price & Time: USDOLLAR &#150; Quarterly Opening Range Break Ahead? - bit.ly/1RBjMus	Moving Averages:	Sell	Sell	Strong Sell	Sell
	0.6682 Indicators:	Sell	Strong Sell	Strong Sell	Strong Sell
	Summary:	Sell	Strong Sell	Strong Sell	Strong Sell
EUR/JPY EUR/USD Finds Resistance Ahead of FOMC - bit.ly/1M1TuBE	Moving Averages:	Sell	Strong Sell	Strong Sell	Strong Sell
	132.24 Indicators:	Strong Sell	Sell	Strong Sell	Strong Sell
	Summary:	Strong Sell	Strong Sell	Strong Sell	Strong Sell
EUR/CHF An Exuberantly Bullish US Dollar Awaits the Fed - bit.ly/1Mi7hjr	Moving Averages:	Strong Sell	Strong Sell	Strong Sell	Buy
	1.0858 Indicators:	Sell	Strong Sell	Strong Sell	Buy
	Summary:	Strong Sell	Strong Sell	Strong Sell	Buy

\*Техническите индикатори описани в горната таблица са само за информация и не следва да се приемат като идея за търговия!

Нива на съпротива и подкрепа

Symbol	S3	S2	S1	Pivot Points	R1	R2	R3
EUR/USD	1.0917	1.0921	1.0923	1.0927	1.0931	1.0933	1.0937
GBP/USD	1.5264	1.5266	1.5268	1.527	1.5272	1.5274	1.5276
USD/JPY	121.02	121.06	121.08	121.11	121.14	121.16	121.2
USD/CHF	0.9929	0.9932	0.9934	0.9937	0.994	0.9942	0.9945
AUD/USD	0.7095	0.7098	0.71	0.7103	0.7106	0.7108	0.7111
EUR/GBP	0.7151	0.7153	0.7154	0.7156	0.7158	0.7159	0.7161
USD/CAD	1.3185	1.3189	1.3191	1.3195	1.3199	1.3201	1.3205
NZD/USD	0.6679	0.6682	0.6684	0.6687	0.669	0.6692	0.6695

Издателите на този бюлетин не носят отговорност от щети претърпени от тези, които го ползват поради грешна или недостатъчна информация. Не носим отговорност поради грешно разбрана информация. Сигналите в този документ са само с цел да ориентират потребителите, а не да бъдат следвани с цел инвестиции или печалба! Този бюлетин е с цел само и единствено да даде информация за парара и борсовите стоки. Всяка търговия носи риск от загуби! За търговски сигнали се обърнете към професионалисти.